TABLE OF LENGTHS		
P/N	MODEL NO.	"L1"(m)
811096	SXA-DEE2M-810F	3.0m
810518	SXA-DEE2M-815F	5.0m
811095	SXA-DEE2M-830F	9.1m
811094	SXA-DEE2M-850F	15.2m
811093	SXA-DEE2M-880F	24.4m

WIRING DIAGRAM

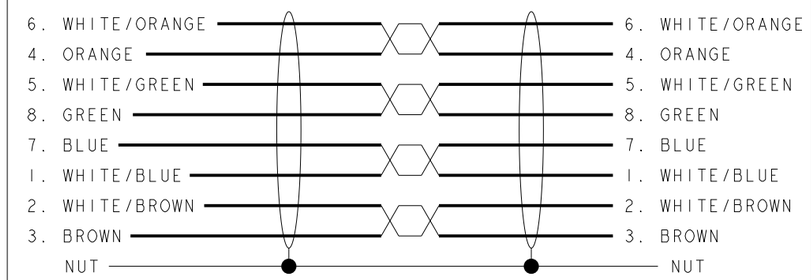

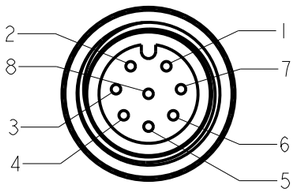

M12 VIEW

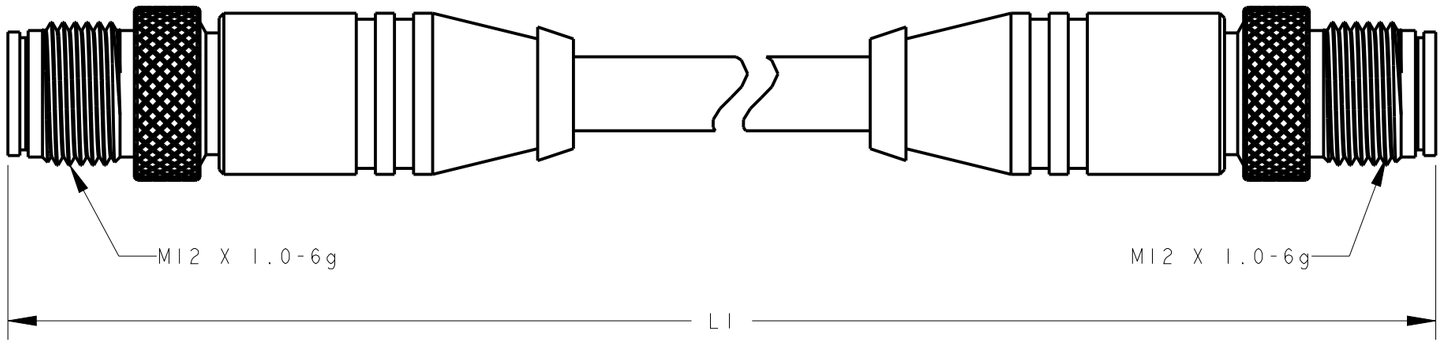

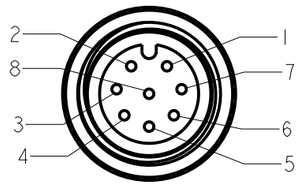

M12 VIEW

NOTES:
1. ALL DIMENSIONS ARE MILLIMETERS [INCHES] UNLESS OTHERWISE NOTED.
2. REFER TO "www.bannerengineering.com" FOR ADDITIONAL DATA AND SPECIFICATIONS.

This drawing is the property of BANNER ENGINEERING CORP. Any use or reproduction, in any form, without prior written permission of Banner is prohibited.
© 2015 Banner Engineering Corp.

THIRD ANGLE PROJECTION

BANNER ENGINEERING CORP.
www.bannerengineering.com

TITLE

SXA-DEE2M-8XXF

SIZE	DRAWING NO.	REV.
B	221537	A
SCALE 2:1	SHEET 1 OF 1	

CREO

ПРОМЭЛЕКТРОНИКА/ sales@prom-elec.com