TABLE 1			
P/N	MODEL NO.	"L1"(mm[in])	"LABEL"
15102	MQDEC-4005SS	150[5.91]	YES
15103	MQDEC-401SS	305[12.01]	YES
79881	MQDEC-402SS	600[23.62]	YES
47631	MQDEC-403SS	910[35.83]	YES
47632	MQDEC-406SS	1830[72.05]	YES
47633	MQDEC-412SS	3660[144.09]	YES
801480	MQDEC-415SS	4580[180.32]	YES
47634	MQDEC-420SS	6100[240.16]	YES
72154	MQDEC-430SS	9200[362.20]	YES
76602	MQDEC-450SS	15200[598.43]	YES

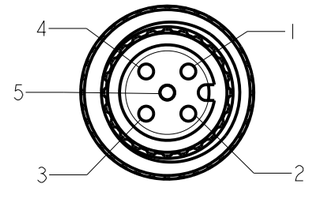

FEMALE POLES

1. BROWN
2. WHITE
3. BLUE
4. BLACK
5. UNUSED

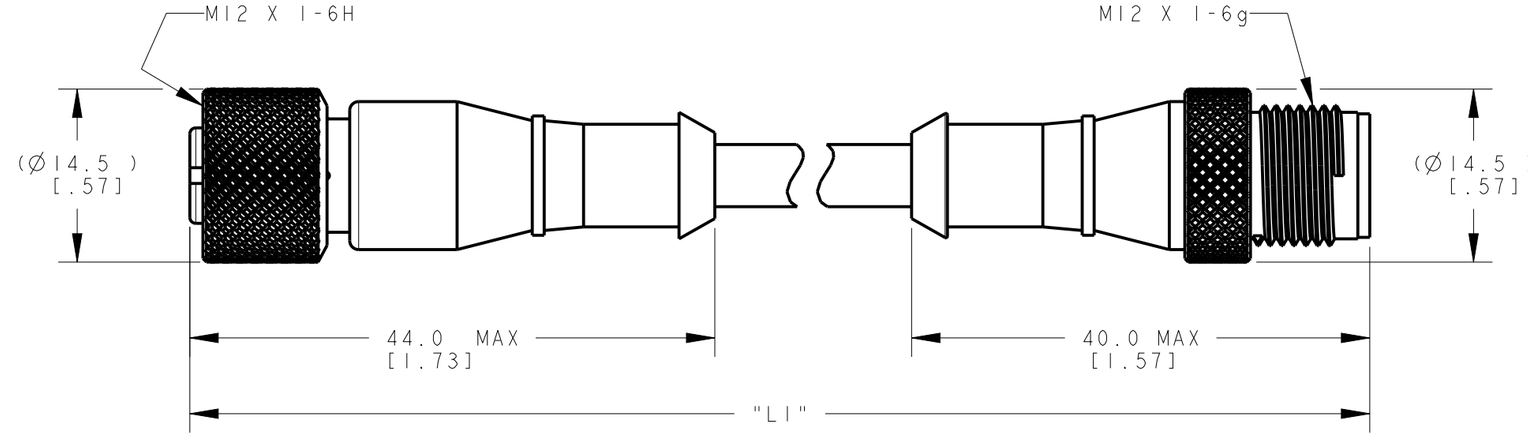

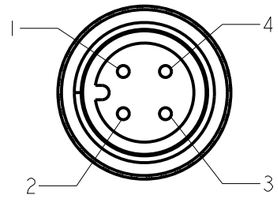

MALE POLES

1. BROWN
2. WHITE
3. BLUE
4. BLACK

NOTES:
1. ALL DIMENSIONS ARE MILLIMETERS [INCHES] UNLESS OTHERWISE NOTED.
2. REFER TO "www.bannerengineering.com" FOR ADDITIONAL DATA AND SPECIFICATIONS.

This drawing is the property of BANNER ENGINEERING CORP. Any use or reproduction, in any form, without prior written permission of Banner is prohibited.
© 2015 Banner Engineering Corp.

THIRD ANGLE PROJECTION

BANNER ENGINEERING CORP.
www.bannerengineering.com

TITLE

MQDEC-4XXXSS

SIZE	DRAWING NO.	REV.
B	219237	A
SCALE 2:1	SHEET 1 OF 1	

CREO

ПРОМЭЛЕКТРОНИКА/ sales@prom-elec.com