4-Pin D-Code Single-Ended M12 Female or Male Cordsets

Features

- 4-pin D-code M12 female or M12 male (depending on the model), 4 conductors, multiple length options
- Black TPU overmolding
- Straight connector options
- Cat5e network speeds

Models

	Connector	-	Length
BCD-	M12DF	-	5

M12DF = 4-pin D-Code M12 Female
M12DM = 4-pin D-Code M12 Male

Length (m)

BCD-M12DF-x Cordsets

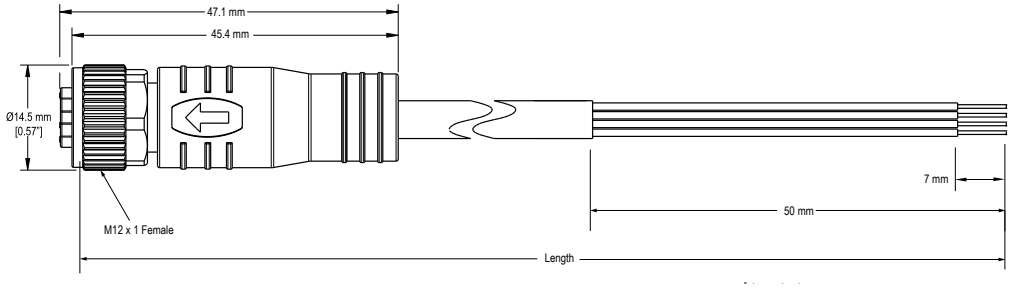

BCD-M12DM-x Cordsets

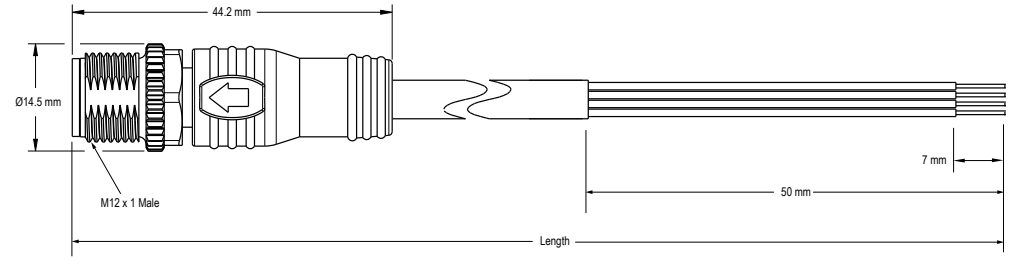

Male

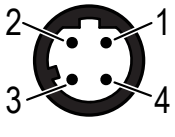

Female



Wire crossover

Wires

1	-	White/orange
3	-	Orange
2	-	White/blue
4	-	Blue

The wires are listed out of order because of the twisted pairs.

Specifications

Current Rating
4 A

Voltage Rating
60 V DC

Original Instructions
08-Jul-26

© Banner Engineering Corp. All rights reserved.
www.bannerengineering.com

244424
p/n: 244424 Rev. E

ПРОМЭЛЕКТРОНИКА/ sales@prom-elec.com

Network Speed
Cat5e

Minimum Bend Radius
>10× the outside diameter

AWG
22 AWG

Connections
4-pin D-Code M12 female or male, depending on the model

Construction
Coupling nut: Nickel-plated zinc
Terminal: Gold-plated brass
Jacket: PVC
Black TPU overmolding

Shielding
Shielding tied to coupling nuts

Operating Conditions
Fixed installation: –40 °C to +85 °C (–40 °F to +185 °F)
Flexible installation: –20 °C to +80 °C (–4 °F to +176 °F)

Vibration and Mechanical Shock
Meets IEC 60068-2-6:2008 requirements for vibration (10 Hz to 55 Hz sine; 0.5 mm amplitude, 5 minutes sweep cycle duration with 2.5 minutes per sweep, 30 minutes dwell duration at resonant frequency)
Meets IEC 60068-2-27:2009 requirements for shock (15 G, half-sine wave, 11 ms duration)

Environmental Rating
IP67

Certifications
Banner Engineering BV
Park Lane, Culliganlaan 2F bus 3
1831 Diegem, BELGIUM

Banner Engineering Corp Limited Warranty

Banner Engineering Corp. warrants its products to be free from defects in material and workmanship for one year following the date of shipment. Banner Engineering Corp. will repair or replace, free of charge, any product of its manufacture which, at the time it is returned to the factory, is found to have been defective during the warranty period. This warranty does not cover damage or liability for misuse, abuse, or the improper application or installation of the Banner product.

THIS LIMITED WARRANTY IS EXCLUSIVE AND IN LIEU OF ALL OTHER WARRANTIES WHETHER EXPRESS OR IMPLIED (INCLUDING, WITHOUT LIMITATION, ANY WARRANTY OF MERCHANTABILITY OR FITNESS FOR A PARTICULAR PURPOSE), AND WHETHER ARISING UNDER COURSE OF PERFORMANCE, COURSE OF DEALING OR TRADE USAGE.

This Warranty is exclusive and limited to repair or, at the discretion of Banner Engineering Corp., replacement. **IN NO EVENT SHALL BANNER ENGINEERING CORP. BE LIABLE TO BUYER OR ANY OTHER PERSON OR ENTITY FOR ANY EXTRA COSTS, EXPENSES, LOSSES, LOSS OF PROFITS, OR ANY INCIDENTAL, CONSEQUENTIAL OR SPECIAL DAMAGES RESULTING FROM ANY PRODUCT DEFECT OR FROM THE USE OR INABILITY TO USE THE PRODUCT, WHETHER ARISING IN CONTRACT OR WARRANTY, STATUTE, TORT, STRICT LIABILITY, NEGLIGENCE, OR OTHERWISE.**

Banner Engineering Corp. reserves the right to change, modify or improve the design of the product without assuming any obligations or liabilities relating to any product previously manufactured by Banner Engineering Corp. Any misuse, abuse, or improper application or installation of this product or use of the product for personal protection applications when the product is identified as not intended for such purposes will void the product warranty. Any modifications to this product without prior express approval by Banner Engineering Corp will void the product warranties. All specifications published in this document are subject to change; Banner reserves the right to modify product specifications or update documentation at any time. Specifications and product information in English supersede that which is provided in any other language. For the most recent version of any documentation, refer to: www.bannerengineering.com.

For patent information, see www.bannerengineering.com/patents.

© Banner Engineering Corp. All rights reserved.
www.bannerengineering.com