Features



Banner's WLB32 is an ultra-bright LED fixture with an even light output for a no-glare 'glow'. Suitable for a variety of environments and applications, including workstations, machine lighting, control cabinets, and manufacturing lines, the WLB32 uses advanced LED lighting technology to provide a high-quality and maintenance-free industrial lighting solution for years.

- Cost-effective luminaire for use when AC power or a DC power supply are not available
- Connect directly to a Power over Ethernet (PoE) enabled port on a managed or unmanaged Ethernet switch
- 285 mm and 570 mm models compliant with PoE (Class 0 - 802.3af, 802.3at Type 1) hardware negotiation
- 850 mm and 1130 mm models compliant with PoE+ (Class 4 - 802.3at Type 2) hardware negotiation
- Dimming knob with 11 intensity settings between 0-100%
- Metal housing, shatterproof window
- Easy installation with snap clips included

IMPORTANT: Read the following instructions before operating the light. Please download the complete WLB32 Industrial PoE LED Light technical documentation, available in multiple languages, from www.bannerengineering.com for details on the proper use, applications, Warnings, and installation instructions of this device.

IMPORTANT: Lea el siguiente instructivo antes de operar el luminario. Por favor descargue desde www.bannerengineering.com toda la documentación técnica de los WLB32 Industrial PoE LED Light, disponibles en múltiples idiomas, para detalles del uso adecuado, aplicaciones, advertencias, y las instrucciones de instalación de estos dispositivos.

IMPORTANT: Lisez les instructions suivantes avant d'utiliser le luminaire. Veuillez télécharger la documentation technique complète des WLB32 Industrial PoE LED Light sur notre site www.bannerengineering.com pour les détails sur leur utilisation correcte, les applications, les notes de sécurité et les instructions de montage.

Models

Models	Lighted Length (mm)	Window	Connector	Lumens
WLB32EX285PQ	285	Standard	4-pin M12 male quick-disconnect connector	750
WLB32EX570PQ	570			1500
WLB32EX850PQ	850			2250
WLB32EX1130PQ	1130			3000
WLB32EX285EPQ	285	Eye Shield		750
WLB32EX570EPQ	570			1500
WLB32EX850EPQ	850			2250
WLB32EX1130EPQ	1130			3000

Original Instructions
28-Aug-25

© Banner Engineering Corp. All rights reserved.
www.bannerengineering.com

217743
p/n: 217743 Rev. C

ПРОМЭЛЕКТРОНИКА/ sales@prom-elec.com

Wiring

Wiring	4-pin M12 Male Pinout	Key
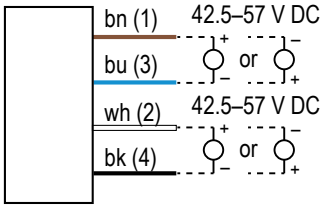	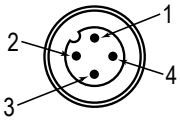	1 = Brown (bn) 2 = White (wh) 3 = Blue (bu) 4 = Black (bk)

Specifications

Supply Voltage

42.5 V DC to 57 V DC

Supply Protection Circuitry

Protected against reverse polarity and transient voltages

Light Characteristics

Color: Daylight white

Color temperature (CCT): 5000K (±300K)

Lumen output: 750 (±5%) per foot, typical at 25 °C (77 °F)

Luminous efficacy: 120 lumens/Watt typical at 50 V DC at 25 °C (77 °F)

CRI: 80, minimum

Spacing Criterion

Vertical: 1.22

Horizontal: 1.32

Mounting

Snap clips; optional magnetic mount or swivel bracket accessories available

Connections

Integral 4-pin M12 male quick-disconnect connector (4-pin connecting cordset required)

Environmental Rating

IP40

LED Lifetime

Lumen Maintenance - L_{70}

When operating within specifications, output will decrease less than 30% after 70,000 hours.

Construction

Anodized aluminum housing; polycarbonate window and end caps; stainless steel mounting brackets

Dimming Knob

10 levels of intensity adjustment

Off position

Vibration and Mechanical Shock

Vibration 10-55 Hz 1.0 mm p-p amplitude per IEC60068-2-6

Shock 15G 11 ms duration, half sine wave per IEC60068-2-27

Operating Temperature

–40 °C to +50 °C (–40 °F to +122 °F)

Storage Temperature

–40 °C to +70 °C (–40 °F to +158 °F)

Test Data

LM-79, LM-80, TM-21

Supply Current

Lighted Length (mm)	Typical Current (A)			Max Current (A)	Max Wattage (W)	Power over Ethernet Specification
	42.5 V DC	50 V DC	57 V DC			
285	0.155	0.14	0.13	0.17	7.25	PoE (Class 0 - 802.3af, 802.3at Type 1)
570	0.29	0.245	0.23	0.305	12.95	
850	0.445	0.375	0.34	0.455	19.45	PoE+ (Class 4 - 802.3at Type 2)
1130	0.58	0.485	0.44	0.59	25	

Application Note

WLB32 PoE models can be powered directly from a 42.5 to 57 V DC power source without using an Ethernet switch

Required Overcurrent Protection

WARNING: Electrical connections must be made by qualified personnel in accordance with local and national electrical codes and regulations.

Overcurrent protection is required to be provided by end product application per the supplied table.

Overcurrent protection may be provided with external fusing or via Current Limiting, Class 2 Power Supply.

Supply wiring leads < 24 AWG shall not be spliced.

For additional product support, go to www.bannerengineering.com.

Supply Wiring (AWG)	Required Overcurrent Protection (A)	Supply Wiring (AWG)	Required Overcurrent Protection (A)
20	5.0	26	1.0
22	3.0	28	0.8
24	2.0	30	0.5

Certifications

Banner Engineering BV
Park Lane, Culliganlaan 2F bus 3
1831 Diegem, BELGIUM

Turck Banner LTD Blenheim House | Blenheim Court | Wickford, Essex SS11 8YT | Great Britain

© Banner Engineering Corp. All rights reserved.
www.bannerengineering.com

FCC Part 15 Class B for Unintentional Radiators

(Part 15.105(b)) This equipment has been tested and found to comply with the limits for a Class B digital device, pursuant to part 15 of the FCC Rules. These limits are designed to provide reasonable protection against harmful interference in a residential installation. This equipment generates, uses, and can radiate radio frequency energy and, if not installed and used in accordance with the instructions, may cause harmful interference to radio communications. However, there is no guarantee that interference will not occur in a particular installation. If this equipment does cause harmful interference to radio or television reception, which can be determined by turning the equipment off and on, the user is encouraged to try to correct the interference by one or more of the following measures:

- Reorient or relocate the receiving antenna.
- Increase the separation between the equipment and receiver.
- Connect the equipment into an outlet on a circuit different from that to which the receiver is connected.
- Consult the dealer or an experienced radio/TV technician for help.

(Part 15.21) Any changes or modifications not expressly approved by the party responsible for compliance could void the user's authority to operate this equipment.

Industry Canada ICES-003(B)

This device complies with CAN ICES-3 (B)/NMB-3(B). Operation is subject to the following two conditions: 1) This device may not cause harmful interference; and 2) This device must accept any interference received, including interference that may cause undesired operation.

Cet appareil est conforme à la norme NMB-3(B). Le fonctionnement est soumis aux deux conditions suivantes : (1) ce dispositif ne peut pas occasionner d'interférences, et (2) il doit tolérer toute interférence, y compris celles susceptibles de provoquer un fonctionnement non souhaité du dispositif.

Dimensions

All measurements are listed in millimeters [inches], unless noted otherwise. The measurements provided are subject to change.

Standard Model

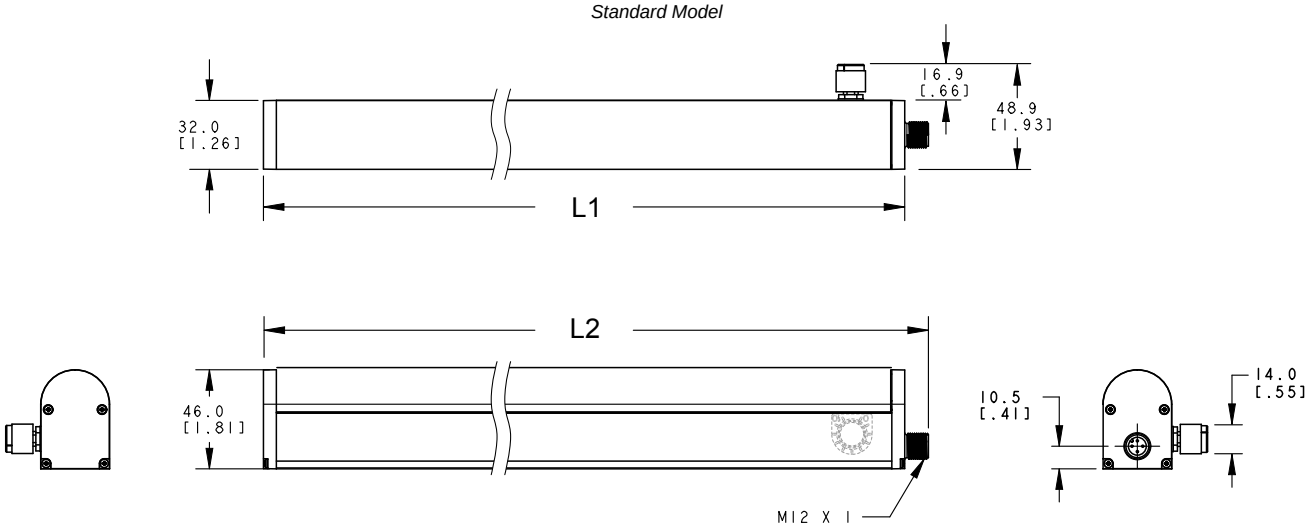

Eye Shield Model

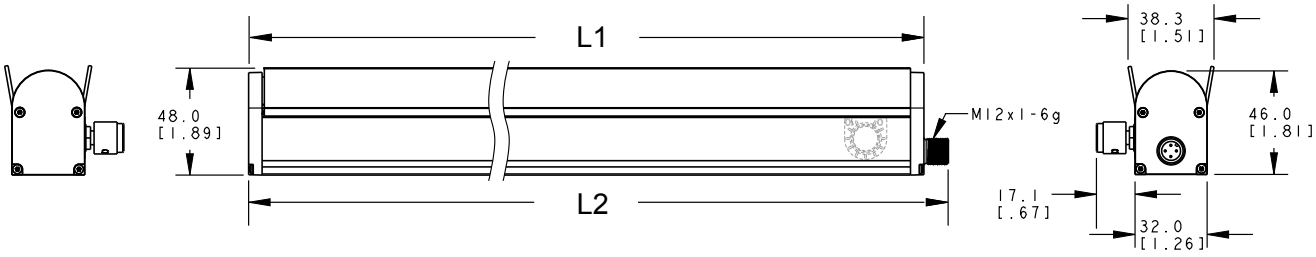

Models	L1	L2
WLB32EXW285..Q	298 mm (11.7 in)	309 mm (12.17 in)
WLB32EXW570..Q	580 mm (22.8 in)	591 mm (23.27 in)
WLB32EXW850..Q	862 mm (33.9 in)	873 mm (34.37 in)
WLB32EXW1130..Q	1144 mm (45.0 in)	1155 mm (45.47 in)

© Banner Engineering Corp. All rights reserved.
www.bannerengineering.com

Light Characteristics

285 mm Models

Illuminance at a Distance



Isolux Pattern

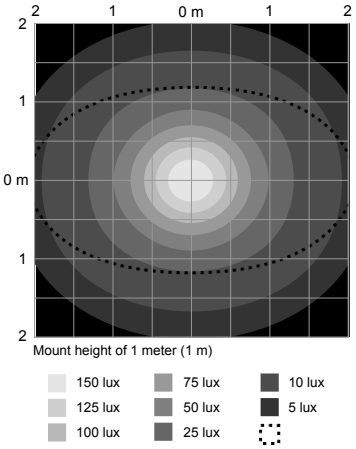

Polar Candela Distribution

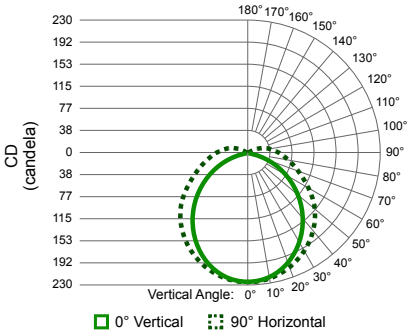

570 mm Models

Illuminance at a Distance



Isolux Pattern



Polar Candela Distribution

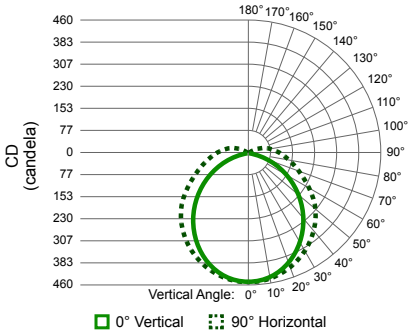

850 mm Models

Illuminance at a Distance



Isolux Pattern

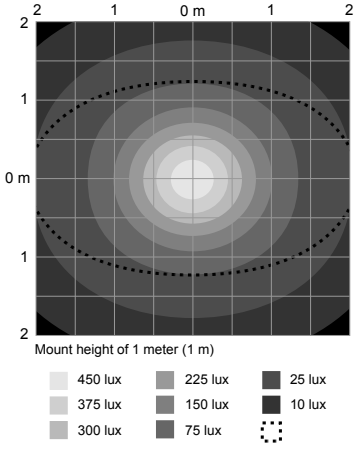

Polar Candela Distribution

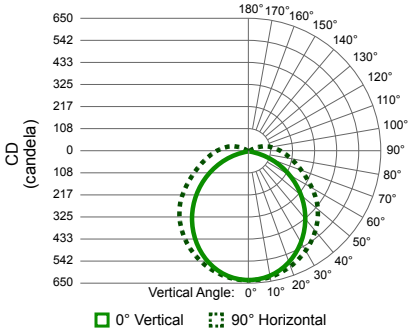

Illuminance at a Distance

© Banner Engineering Corp. All rights reserved.
www.bannerengineering.com

1130 mm Models

Illuminance at a Distance



Isolux Pattern



Polar Candela Distribution

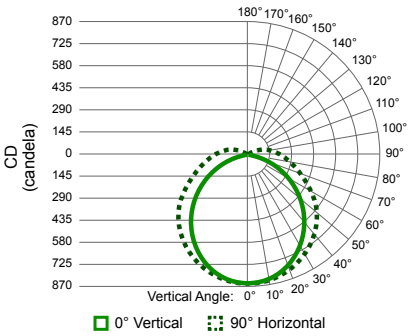

285 mm Models with Eye Shields

Illuminance at a Distance

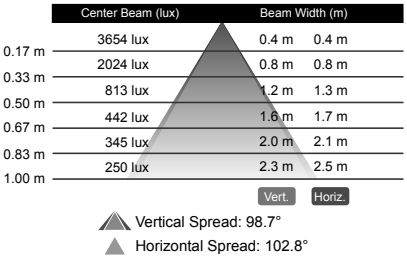

Isolux Pattern



Polar Candela Distribution

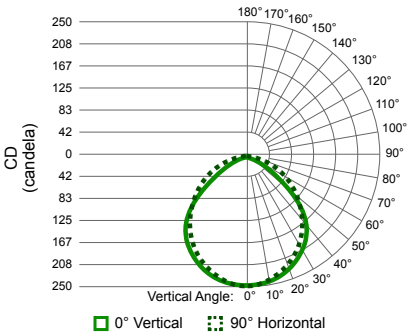

570 mm Models with Eye Shields

Illuminance at a Distance



Isolux Pattern

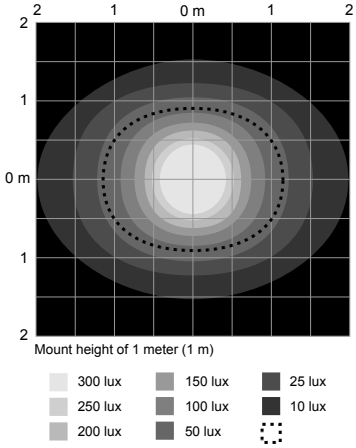

Polar Candela Distribution

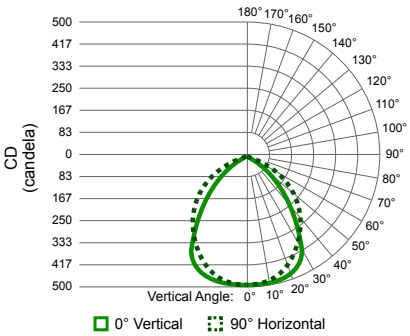

© Banner Engineering Corp. All rights reserved.
www.bannerengineering.com

850 mm Models with Eye Shields

Illuminance at a Distance



Isolux Pattern

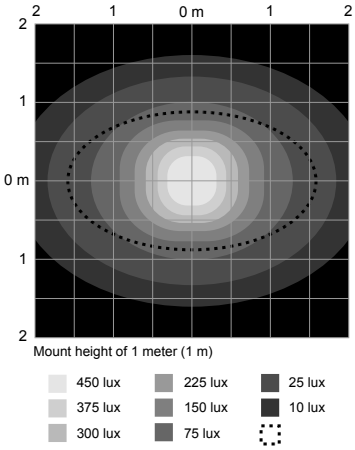

Polar Candela Distribution

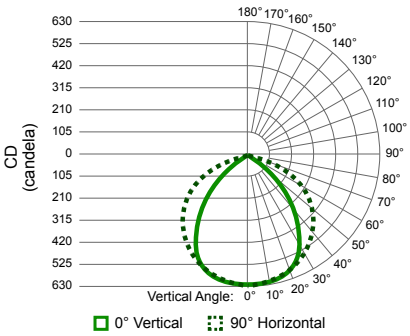

1130 mm Models with Eye Shields

Illuminance at a Distance

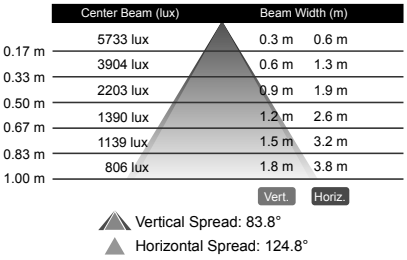

Isolux Pattern



Polar Candela Distribution

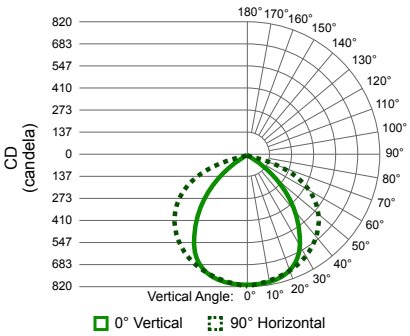

Accessories

Cordsets

Double-Ended A-Code 8-Pin RJ45 Male to 4-Pin M12 Female Ethernet Cordsets				
Model	**Length**	**Style**	**Dimensions**	**Pinout**
STPF-M12-806	1.83 m (6 ft)	Straight	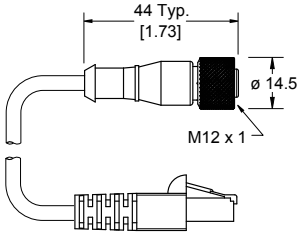	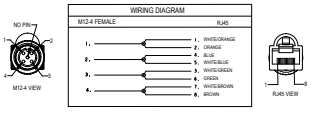
STPF-M12-820	6.1 m (20 ft)	Straight		

© Banner Engineering Corp. All rights reserved.
www.bannerengineering.com

Mounting Brackets

LMBWLB32
- Replaces the bracket that ships with the WLB32 light
- Stainless steel
- Includes 4 snap clips, 4 screws, and 2 insulator caps

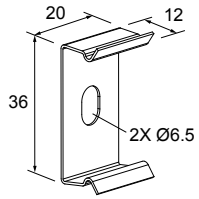

LMBWLB32-180S
- Swivel bracket kit allows 180° of movement

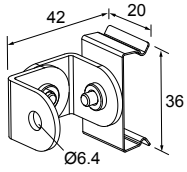

LMBWLB32MAG
- Magnetic mounting bracket for easy attachment to steel and iron surfaces

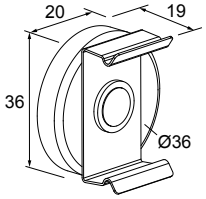

LMBWLB32U
- Die-cast bracket for rugged applications
- Secured to light with included thumb screw
- Clearance hole for 6 mm (1/4 in) button head screw

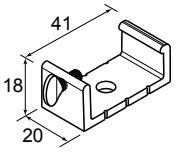

LMBWLB32UT
- Die-cast bracket for rugged applications
- Secured to light with included thumb screw
- Integral 1/4-20 stud for mounting

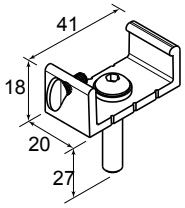

Banner Engineering Corp Limited Warranty

Banner Engineering Corp. warrants its products to be free from defects in material and workmanship for one year following the date of shipment. Banner Engineering Corp. will repair or replace, free of charge, any product of its manufacture which, at the time it is returned to the factory, is found to have been defective during the warranty period. This warranty does not cover damage or liability for misuse, abuse, or the improper application or installation of the Banner product.

THIS LIMITED WARRANTY IS EXCLUSIVE AND IN LIEU OF ALL OTHER WARRANTIES WHETHER EXPRESS OR IMPLIED (INCLUDING, WITHOUT LIMITATION, ANY WARRANTY OF MERCHANTABILITY OR FITNESS FOR A PARTICULAR PURPOSE), AND WHETHER ARISING UNDER COURSE OF PERFORMANCE, COURSE OF DEALING OR TRADE USAGE.

This Warranty is exclusive and limited to repair or, at the discretion of Banner Engineering Corp., replacement. **IN NO EVENT SHALL BANNER ENGINEERING CORP. BE LIABLE TO BUYER OR ANY OTHER PERSON OR ENTITY FOR ANY EXTRA COSTS, EXPENSES, LOSSES, LOSS OF PROFITS, OR ANY INCIDENTAL, CONSEQUENTIAL OR SPECIAL DAMAGES RESULTING FROM ANY PRODUCT DEFECT OR FROM THE USE OR INABILITY TO USE THE PRODUCT, WHETHER ARISING IN CONTRACT OR WARRANTY, STATUTE, TORT, STRICT LIABILITY, NEGLIGENCE, OR OTHERWISE.**

Banner Engineering Corp. reserves the right to change, modify or improve the design of the product without assuming any obligations or liabilities relating to any product previously manufactured by Banner Engineering Corp. Any misuse, abuse, or improper application or installation of this product or use of the product for personal protection applications when the product is identified as not intended for such purposes will void the product warranty. Any modifications to this product without prior express approval by Banner Engineering Corp will void the product warranties. All specifications published in this document are subject to change; Banner reserves the right to modify product specifications or update documentation at any time. Specifications and product information in English supersede that which is provided in any other language. For the most recent version of any documentation, refer to: www.bannerengineering.com.

For patent information, see www.bannerengineering.com/patents.

© Banner Engineering Corp. All rights reserved.
www.bannerengineering.com

Mexican Importer

Banner Engineering de Mèxico, S. de R.L. de C.V. | David Alfaro Siqueiros 103 Piso 2 Valle oriente | San Pedro Garza Garcia Nuevo Leòn, C. P. 66269

81 8363.2714

© Banner Engineering Corp. All rights reserved.