Banner In-Series Diagnostics



Reduce and simplify wiring
Up to 32 plug-n-play devices with one in-series connection

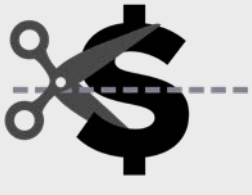

Cut Costs

Intuitive setup and PLC integration
Easy to use software and auto tag export



Simplify Installation/Troubleshooting

Prevent and reduce downtime
Local operator guidance and remote actionable data



Prevent and Reduce Downtime

... all while achieving the highest level of safety.

BANNER®

Banner In-Series Diagnostics

In-Series Diagnostics, or ISD, is a communication protocol exclusive to Banner Engineering.

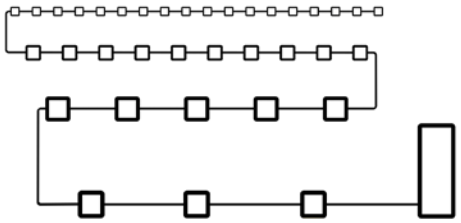

In-Series Diagnostics allows you to connect up to thirty-two devices with one in-series connection and communicate directly with the most commonly used PLCs.

EtherNet/IP
PROFINET
Modbus TCP/IP

When a Safety Event occurs the system receives an alert that includes information about which safety device tripped, making troubleshooting a breeze.



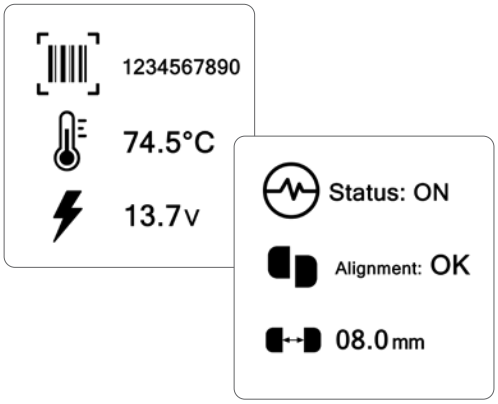

In-Series Diagnostics provides an array of additional data points for each In-Series Device used, including a unique tag value, internal temperature, voltage, and more, along with device-specific details such as the alignment and distance between a safety switch's sensor and actuator.

Additionally, the system sends warning alarms if devices are near to tripping, so that issues can be addressed before your machine shuts down.



Banner Engineering Corp.
1-888-373-6767 • www.bannerengineering.com
© 2025 Banner Engineering Corp. Minneapolis, MN USA
PN 216917 rev. B