SGSA-LXT Muting Arms Sensor Kit

Datasheet

Use the SGSA muting arm sensor kits as a muting accessory for the Banner SGS Safety Grid System models with Integral Muting. The SGSA muting arm kits are available in four configurations:

- L Configuration (Right Side)
- L Configuration (Left Side)
- T Configuration
- X Configuration

L Configuration (Right Side) L Configuration (Left Side) T Configuration X Configuration

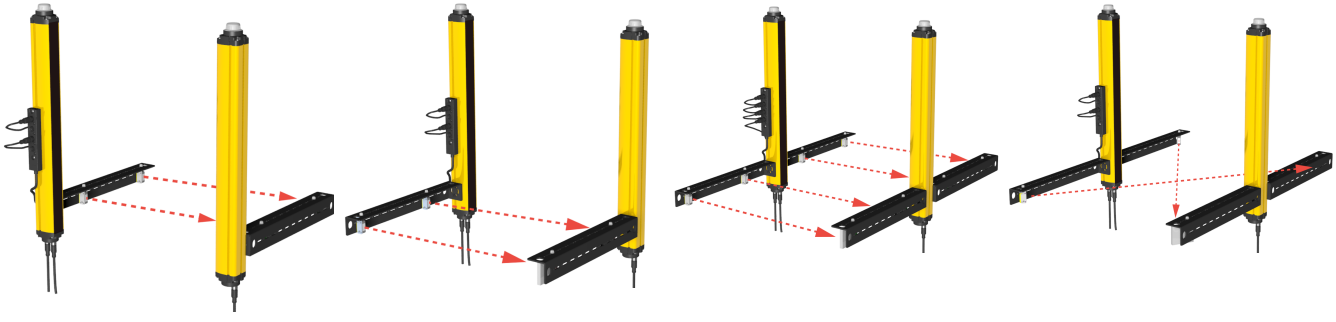

Attach the Banner SGS Muting Arm Sensor Kits directly to the t-slots in the housing of the Banner SGS Safety Grid System models with Integral Muting with the included t-nuts and fasteners. Connect the included Q20 sensors using the muting connection box or appropriate splitter cables.

Modified Banner Q20 sensors, specific to the SGS Safety Grid System, are installed on the muting arm sensor kits along with retroreflective targets (reflectors). The modified Q20 has a unique pinout, a 600 mm cable with a 4-pin M12/Euro-style quick disconnect fitting, and is set to full gain (for example, the potentiometer was removed) to work with the SGS System models with Integral Muting.

Refer to the Q20 datasheet (p/n 127816) for the specifications and more information.

Note: To use the SGSA Mute Arm kits with EZ-SCREEN LS light curtains, see the EZ-SCREEN LS Muting Solutions literature (p/n 206632) for required hardware and additional information.

Models

Model	Description	Sensor Arms	Reflector Arms	Q20 Sensors [1]	Reflectors [2]
SGSA-ML-L-LPQ20	SGSA L-Configuration Left Side Muting Arm Kit	1	1	2	2
SGSA-ML-R-LPQ20	SGSA L-Configuration Right Side Muting Arm Kit	1	1	2	2
SGSA-MT-LPQ20	SGSA T-Configuration Muting Arm Kit	2	2	4	4
SGSA-MX-LPQ20	SGSA X-Configuration Muting Arm Kit	2	2	2	2

T-nuts and fasteners are included to attach the muting arms to the SGS Safety Grid System models with Integral Muting.

Wiring

4-pin M12/Euro-style Male	Pin	Wire Color	Description
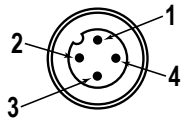	1	Brown	24 V
	2	White	On when the Q20 sees the reflector; amber indicator light is on
	3	Blue	0 V
	4	Black	On when the Q20 does not see the reflector; amber indicator light is off

[1] Pre-installed on the sensor arms.
[2] Pre-installed on the reflector arms.

Original Document
205499 Rev. C

2 August 2021

205499

ПРОМЭЛЕКТРОНИКА/ sales@prom-elec.com

Specifications

Construction
Material: 8 GA Cold Rolled Steel
Finish: Zinc Plate, Black Chromate

Vibration and Shock
0.35 mm width, 10..55 Hz frequency, 20 sweep for each axis, 1 octave/min (EN 60068-2-6)
16 ms (10g) 1,000 shock for each axis (EN 60068-2-29)

Muting Arms Dimensions

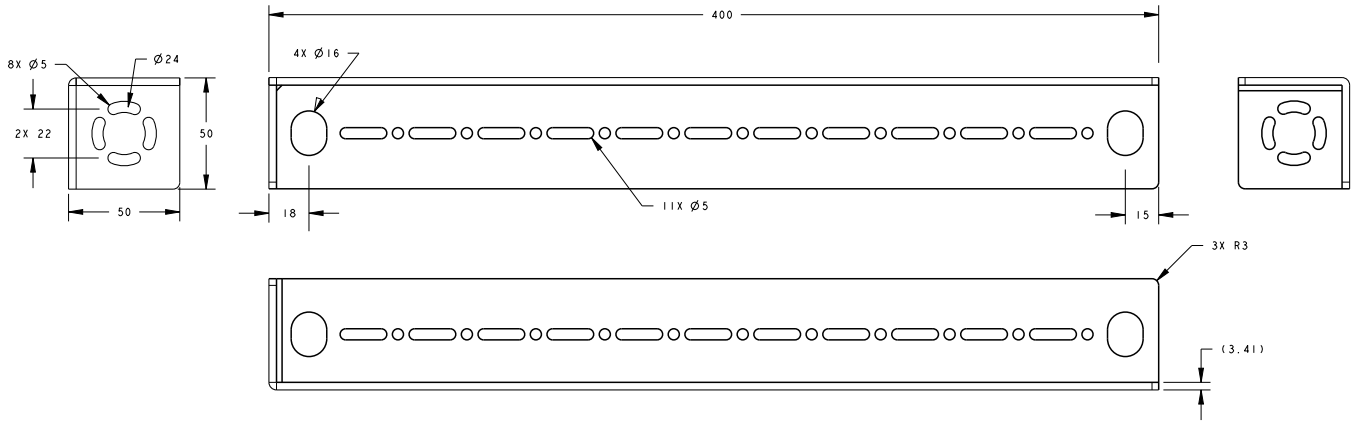

Accessories for the Muting Arm Sensor Kits

Model	Description
SGSA-MCB	Muting connection box
SGSA-MCB-HW	Optional hardware kit for mounting the muting connection box or muting connection cables to the t-slot of SGS receiver or active unit
SGSA-Q20PLPQ5	Q20 retroreflective mute sensor with 600 mm cordset and M12/Euro-style quick disconnect
BRT-2X2	Retroreflective target (reflector) for use with mute sensor
SGSA-MCS-2	Muting connection cable for X and L mute arm kits
SGSA-MCS-4	Muting connection cable for T mute arm kits

Banner Engineering Corp. Limited Warranty

Banner Engineering Corp. warrants its products to be free from defects in material and workmanship for one year following the date of shipment. Banner Engineering Corp. will repair or replace, free of charge, any product of its manufacture which, at the time it is returned to the factory, is found to have been defective during the warranty period. This warranty does not cover damage or liability for misuse, abuse, or the improper application or installation of the Banner product.

THIS LIMITED WARRANTY IS EXCLUSIVE AND IN LIEU OF ALL OTHER WARRANTIES WHETHER EXPRESS OR IMPLIED (INCLUDING, WITHOUT LIMITATION, ANY WARRANTY OF MERCHANTABILITY OR FITNESS FOR A PARTICULAR PURPOSE), AND WHETHER ARISING UNDER COURSE OF PERFORMANCE, COURSE OF DEALING OR TRADE USAGE.

This Warranty is exclusive and limited to repair or, at the discretion of Banner Engineering Corp., replacement. **IN NO EVENT SHALL BANNER ENGINEERING CORP. BE LIABLE TO BUYER OR ANY OTHER PERSON OR ENTITY FOR ANY EXTRA COSTS, EXPENSES, LOSSES, LOSS OF PROFITS, OR ANY INCIDENTAL, CONSEQUENTIAL OR SPECIAL DAMAGES RESULTING FROM ANY PRODUCT DEFECT OR FROM THE USE OR INABILITY TO USE THE PRODUCT, WHETHER ARISING IN CONTRACT OR WARRANTY, STATUTE, TORT, STRICT LIABILITY, NEGLIGENCE, OR OTHERWISE.**

Banner Engineering Corp. reserves the right to change, modify or improve the design of the product without assuming any obligations or liabilities relating to any product previously manufactured by Banner Engineering Corp. Any misuse, abuse, or improper application or installation of this product or use of the product for personal protection applications when the product is identified as not intended for such purposes will void the product warranty. Any modifications to this product without prior express approval by Banner Engineering Corp will void the product warranties. All specifications published in this document are subject to change; Banner reserves the right to modify product specifications or update documentation at any time. Specifications and product information in English supersede that which is provided in any other language. For the most recent version of any documentation, refer to: www.bannerengineering.com.

For patent information, see www.bannerengineering.com/patents.

BANNER®
more sensors, more solutions

© Banner Engineering Corp. All rights reserved