# M12 MQDEC-4xx Double-Ended Cordsets (4-pin)

## Datasheet

*Figure 1. Straight-straight cordset*



*Figure 2. Right angle to straight cordset*



*Figure 3. Right angle to right angle cordset*



- M12 female to male (double-ended), four conductors, multiple length options
- Black PVC jacket, unshielded, A-code connector
- Straight and right-angle connector options

## Models

| 4-Pin Threaded M12 Cordsets—Double Ended | | | | |
|---|---|---|---|---|
| **Model** | **Length** | **Style** | **Dimensions** | **Pinout** |
| **MQDEC-401SS** | 0.31 m (1 ft) | Male Straight/ Female Straight | 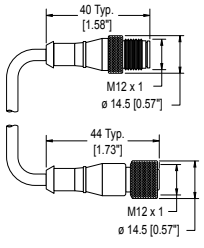 | Female<br>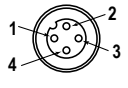<br>Male<br>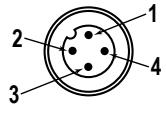<br>1 = Brown<br>2 = White<br>3 = Blue<br>4 = Black |
| **MQDEC-403SS** | 0.91 m (2.99 ft) | | | |
| **MQDEC-406SS** | 1.83 m (6 ft) | | | |
| **MQDEC-412SS** | 3.66 m (12 ft) | | | |
| **MQDEC-420SS** | 6.10 m (20 ft) | | | |
| **MQDEC-430SS** | 9.14 m (30.2 ft) | | | |
| **MQDEC-450SS** | 15.2 m (49.9 ft) | | | |
| **MQDEC-403RS** | 0.91 m (2.99 ft) | Male Right-Angle/ Female Straight | 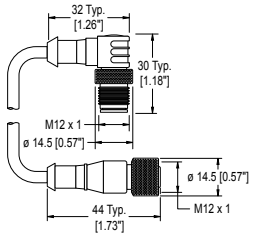 | |
| **MQDEC-406RS** | 1.83 m (6 ft) | | | |
| **MQDEC-412RS** | 3.66 m (12 ft) | | | |
| **MQDEC-420RS** | 6.10 m (20 ft) | | | |
| **MQDEC-430RS** | 9.14 m (30.2 ft) | | | |
| **MQDEC-450RS** | 15.2 m (49.9 ft) | | | |
| **MQDEC-403RR** | 0.9 m (2.9 ft) | Male Right-Angle/ Female Right-Angle | 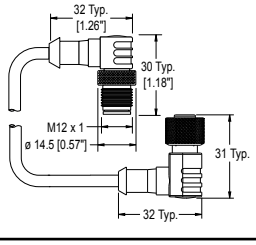 | |
| **MQDEC-406RR** | 1.8 m (5.9 ft) | | | |
| **MQDEC-412RR** | 3.6 m (11.8 ft) | | | |
| **MQDEC-420RR** | 6.1 m (20 ft) | | | |




ПРОМЭЛЕКТРОНИКА/ sales@prom-elec.com

## Specifications

**Current Rating**
4 A

**Voltage Rating**
250 V

**Installation**
Static: 5× the outside diameter
Dynamic: 10× the outside diameter

**AWG**
22 AWG

**Outer Diameter**
5.21 mm

**Connections**
Integral 4-pin M12 quick disconnect (female, male)

**Construction**
Coupling nut material: Nickel-plated brass
Contact carrier: Black nylon
Connector body: Black PUR
Jacket material: Black PVC

**Vibration and Mechanical Shock**
Meets IEC 60068-2-6 requirements (Vibration: 10 Hz to 55 Hz, 1.0 mm amplitude, 5 minutes sweep, 30 minutes dwell)
Meets IEC 60068-2-27 requirements (Shock: 30G 11 ms duration, half sine wave)

**Coding**
A

**Operating Conditions**
Operating temperature: –40 °C to +70 °C (–40 °F to +158 °F)
Storage temperature: –40 °C to +70 °C (–40 °F to +158 °F)
90% at +50 °C maximum relative humidity (non-condensing)

**Environmental Rating**
IP66, IP67, IP68
NEMA 1, UL Type 1

**Certification**

**Banner Engineering Europe** Park Lane, Culliganlaan 2F bus 3, 1831 Diegem, BELGIUM

**Turck Banner LTD** Blenheim House, Blenheim Court, Wickford, Essex SS11 8YT, Great Britain

UL Listing: CYJV.E230439
UL2238

cUL Listing: CYJV7.E230439

*Figure 4. MQDEC..SS dimensions*

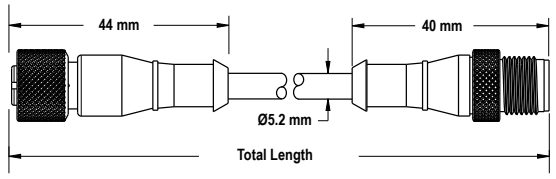


*Figure 5. MQDEC..RS dimensions*

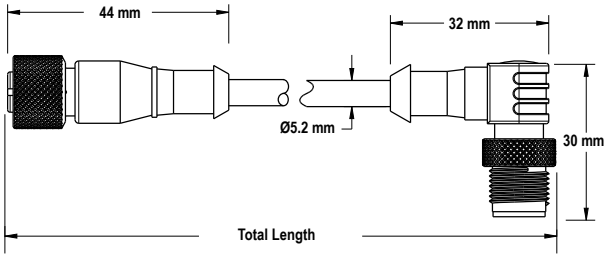


*Figure 6. MQDEC..RR dimensions*

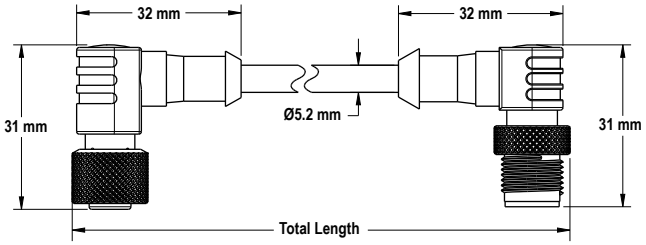


For more details about the connector, see Models on page 1.

## Banner Engineering Corp. Limited Warranty

Banner Engineering Corp. warrants its products to be free from defects in material and workmanship for one year following the date of shipment. Banner Engineering Corp. will repair or replace, free of charge, any product of its manufacture which, at the time it is returned to the factory, is found to have been defective during the warranty period. This warranty does not cover damage or liability for misuse, abuse, or the improper application or installation of the Banner product.

**THIS LIMITED WARRANTY IS EXCLUSIVE AND IN LIEU OF ALL OTHER WARRANTIES WHETHER EXPRESS OR IMPLIED (INCLUDING, WITHOUT LIMITATION, ANY WARRANTY OF MERCHANTABILITY OR FITNESS FOR A PARTICULAR PURPOSE), AND WHETHER ARISING UNDER COURSE OF PERFORMANCE, COURSE OF DEALING OR TRADE USAGE.**

This Warranty is exclusive and limited to repair or, at the discretion of Banner Engineering Corp., replacement. **IN NO EVENT SHALL BANNER ENGINEERING CORP. BE LIABLE TO BUYER OR ANY OTHER PERSON OR ENTITY FOR ANY EXTRA COSTS, EXPENSES, LOSSES, LOSS OF PROFITS, OR ANY INCIDENTAL, CONSEQUENTIAL OR SPECIAL DAMAGES RESULTING FROM ANY PRODUCT DEFECT OR FROM THE USE OR INABILITY TO USE THE PRODUCT, WHETHER ARISING IN CONTRACT OR WARRANTY, STATUTE, TORT, STRICT LIABILITY, NEGLIGENCE, OR OTHERWISE.**

Banner Engineering Corp. reserves the right to change, modify or improve the design of the product without assuming any obligations or liabilities relating to any product previously manufactured by Banner Engineering Corp. Any misuse, abuse, or improper application or installation of this product or use of the product for personal protection applications when the product is identified as not intended for such purposes will void the product warranty. Any modifications to this product without prior express approval by Banner Engineering Corp will void the product warranties. All specifications published in this document are subject to change; Banner reserves the right to modify product specifications or update documentation at any time. Specifications and product information in English supersede that which is provided in any other language. For the most recent version of any documentation, refer to: www.bannerengineering.com.

For patent information, see www.bannerengineering.com/patents.



© Banner Engineering Corp. All rights reserved