## Rail Brackets

| DIN-35-.. | Models | Length (mm) |
|---|---|---|
| 35 mm DIN Rail<br>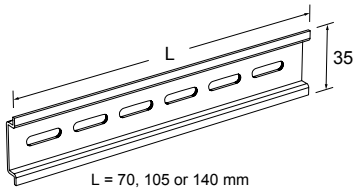<br><br>**Hole center spacing:** 35.1<br>**Hole size:** 25.4 x 5.3 | **DIN-35-70**<br>CAD Files: DXF, PDF, IGS, STP | 70 |
| | **DIN-35-105**<br>CAD Files: DXF, PDF, IGS, STP | 105 |
| | **DIN-35-140**<br>CAD Files: DXF, PDF, IGS, STP | 140 |
| | **DIN-35-180**<br>CAD Files: DXF, PDF, IGS, STP | 180 |
| | **DIN-35-220**<br>CAD Files: DXF, PDF, IGS, STP | 220 |

**LMBWLB72R2400**
- Rail bracket for extrusion mounting for 2400 mm WLB72 models
- Anodized aluminum
- T-nut hardware included
- CAD Files: DXF, PDF, IGS, STP

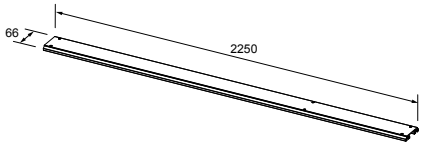


**LMBWLB72R1200**
- Rail bracket for extrusion mounting for 1200 mm WLB72 models
- Anodized aluminum
- T-nut hardware included
- CAD Files: DXF, PDF, IGS, STP

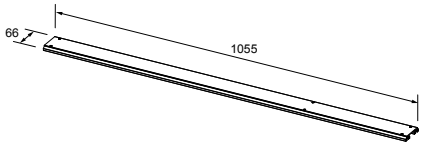


**SA-DIN-CLAMP**
- Pair of metal DIN rail end stops; slide onto DIN rail at either side of the sensor stack
- Combination (#2 Phillips, #8 standard slotted) set screw

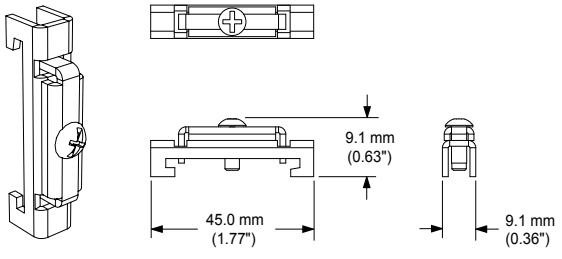


**BWA-HW-034**
- DIN rail clip, black plastic



**SA-DIN-BRACKET**
- Plastic bracket with mounting screws
- CAD Files: DXF, PDF, IGS, STP

**Hole center spacing:** A = 16, B = 25.4, C = 15.2
**Hole size:** A = ø 3.2, B = ø 3.3, C = ø 4.4

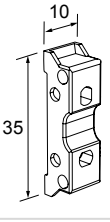


Continued on page 2



© Banner Engineering Corp. All rights reserved.
www.bannerengineering.com

b_51963968
p/n: b_51963968 Rev. A

ПРОМЭЛЕКТРОНИКА/ sales@prom-elec.com

Continued from page 1

**SA-DIN-BRACKET-10**
- Package of 10 plastic brackets with mounting screws
- CAD Files: DXF, PDF, IGS, STP

**Hole center spacing:** A = 16, B = 25.4, C = 15.2
**Hole size:** A = ø 3.2, B = ø 3.3, C = ø 4.4

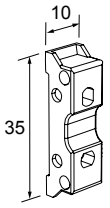


**SMBDX80DIN**
- Black reinforced thermoplastic
- Bracket for mounting on a 35 mm DIN rail
- CAD Files: DXF, PDF, IGS, STP

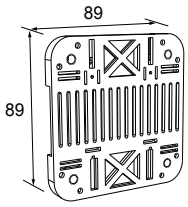


**SMBQS18DIN**
- Right-angle bracket assembly for mounting on 35 mm DIN rail
- 300 series stainless steel and glass-filled nylon; zinc-plated screws
- CAD Files: DXF, PDF, IGS, STP



## Banner Engineering Corp Limited Warranty

Banner Engineering Corp. warrants its products to be free from defects in material and workmanship for one year following the date of shipment. Banner Engineering Corp. will repair or replace, free of charge, any product of its manufacture which, at the time it is returned to the factory, is found to have been defective during the warranty period. This warranty does not cover damage or liability for misuse, abuse, or the improper application or installation of the Banner product.

**THIS LIMITED WARRANTY IS EXCLUSIVE AND IN LIEU OF ALL OTHER WARRANTIES WHETHER EXPRESS OR IMPLIED (INCLUDING, WITHOUT LIMITATION, ANY WARRANTY OF MERCHANTABILITY OR FITNESS FOR A PARTICULAR PURPOSE), AND WHETHER ARISING UNDER COURSE OF PERFORMANCE, COURSE OF DEALING OR TRADE USAGE.**

This Warranty is exclusive and limited to repair or, at the discretion of Banner Engineering Corp., replacement. **IN NO EVENT SHALL BANNER ENGINEERING CORP. BE LIABLE TO BUYER OR ANY OTHER PERSON OR ENTITY FOR ANY EXTRA COSTS, EXPENSES, LOSSES, LOSS OF PROFITS, OR ANY INCIDENTAL, CONSEQUENTIAL OR SPECIAL DAMAGES RESULTING FROM ANY PRODUCT DEFECT OR FROM THE USE OR INABILITY TO USE THE PRODUCT, WHETHER ARISING IN CONTRACT OR WARRANTY, STATUTE, TORT, STRICT LIABILITY, NEGLIGENCE, OR OTHERWISE.**

Banner Engineering Corp. reserves the right to change, modify or improve the design of the product without assuming any obligations or liabilities relating to any product previously manufactured by Banner Engineering Corp. Any misuse, abuse, or improper application or installation of this product or use of the product for personal protection applications when the product is identified as not intended for such purposes will void the product warranty. Any modifications to this product without prior express approval by Banner Engineering Corp will void the product warranties. All specifications published in this document are subject to change; Banner reserves the right to modify product specifications or update documentation at any time. Specifications and product information in English supersede that which is provided in any other language. For the most recent version of any documentation, refer to: www.bannerengineering.com.

For patent information, see www.bannerengineering.com/patents.


© Banner Engineering Corp. All rights reserved. www.bannerengineering.com