Flat Brackets

18 mm Bracket

SMBAMS18P
- Flat SMBAMS series bracket with 18 mm hole
- Articulation slots for 90+° rotation
- 12-ga. (2.6 mm) cold-rolled steel
- CAD Files: DXF, PDF, IGS, STP

Hole center spacing: A = 26.0, A to B = 13.0
Hole size: A = 26.8 × 7.0, B = ø 6.5, C = ø 19.0

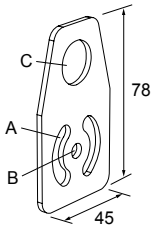

22 mm Bracket

SMBAMS22P
- Flat SMBAMS series bracket with 22 mm hole for mounting sensors
- Articulation slots for 90+° rotation
- 12-ga. (2.6 mm) cold-rolled steel
- CAD Files: DXF, PDF, IGS, STP

Hole center spacing: A = 26.0, A to B = 13.0
Hole size: A = 26.8 x 7.0, B = ø 6.5, C = ø 22.5

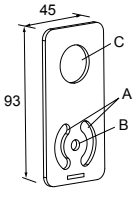

30 mm Brackets

SMBAMS30P
- Flat SMBAMS series bracket
- 30 mm hole for mounting sensors
- Articulation slots for 90°+ rotation
- 12-gauge 300 series stainless steel
- CAD Files: DXF, PDF, IGS, STP

Hole center spacing: A=26.0, A to B=13.0
Hole size: A=26.8 × 7.0, B=ø 6.5, C=ø 31.0

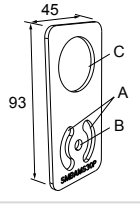

SMBAMS30PL52
- Flat SMBAMS series bracket with space for 70 × 40 mm label
- 30 mm hole for mounting sensors
- Articulation slots for 90°+ rotation
- 12-gauge (2.6 mm) cold-rolled steel
- CAD Files: DXF, PDF, IGS, STP

Hole center spacing: A=26.0, A to B=13.0
Hole size: A=26.8 × 7.0, B=ø 6.5, C=ø 31.0

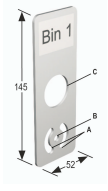

SMBAMS30PL52R
- Flat SMBAMS series bracket with space for 60 × 58 mm label
- 30 mm hole for mounting sensors
- Articulation slots for 90°+ rotation
- 12-gauge (2.6 mm) cold-rolled steel
- CAD Files: DXF, PDF, IGS, STP

Hole center spacing: A=26.0, A to B=13.0
Hole size: A=26.8 × 7.0, B=ø 6.5, C=ø 31.0

SMBT30RTM
- Mount to a flat surface, such as a wall, with the sensor pointing up or down
- Mount on the top of a plastic tank to measure the level from outside the tank
- 12-gauge stainless steel
- CAD Files: DXF, PDF, IGS, STP

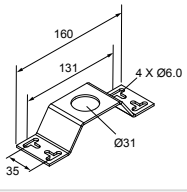

LMBxx Lighting Brackets

ACC-WLC60-340-GSK-FDA-1
- Blue FDA-approved silicone gasket
- Thickness: 1.6 mm
- CAD Files: DXF, PDF, IGS, STP

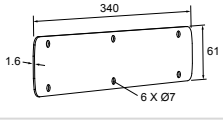

ACC-WLC60-340-GSK-N-1
- Black nitrile gasket
- Thickness: 1.5 mm
- CAD Files: DXF, PDF, IGS, STP

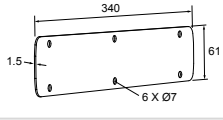

Continued on page 2

© Banner Engineering Corp. All rights reserved.
www.bannerengineering.com

b_51963355
p/n: b_51963355 Rev. B

ПРОМЭЛЕКТРОНИКА/ sales@prom-elec.com

Continued from page 1

LMBPTL110A45
- Angle mount
- For slotted extrusion and flat rail mounting
- 143 mm × 19 mm with a 30 mm depth
- CAD Files: DXF, PDF, IGS, STP

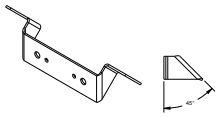

LMBPTL110F
- Flat mount
- For slotted extrusion and flat rail mounting
- 150 mm × 25 mm
- CAD Files: DXF, PDF, IGS, STP

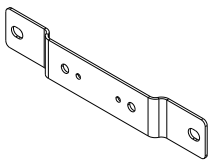

LMBSD50
- Metal mounting bracket kit
- Hardware included
- CAD Files: DXF, PDF, IGS, STP

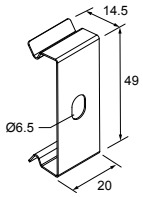

LMBWLB32
- Replaces the bracket that ships with the WLB32 light
- Stainless steel
- Includes 4 snap clips, 4 screws, and 2 insulator caps
- CAD Files: DXF, PDF, IGS, STP

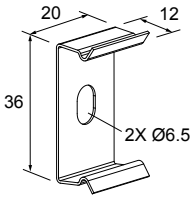

LMBWLB32U
- Die-cast bracket for rugged applications
- Secured to light with included thumb screw
- Clearance hole for 6 mm (1/4 in) button head screw
- CAD Files: DXF, PDF, IGS, STP

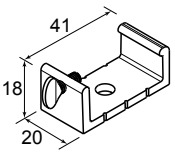

LMBWLB32UT
- Die-cast bracket for rugged applications
- Secured to light with included thumb screw
- Integral 1/4-20 stud for mounting
- CAD Files: DXF, PDF, IGS, STP

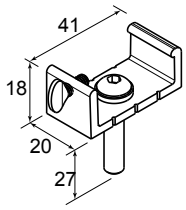

LMBWLB72F
- Stainless steel
- Includes two surface mount brackets and four screws for mounting onto the housing
- CAD Files: DXF, PDF, IGS, STP

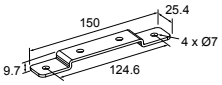

LMBWLB92
- Standard bracket that ships with the WLB92 light
- Stainless steel
- Includes two surface mount brackets, four screws, and four t-nuts
- CAD Files: DXF, PDF, IGS, STP

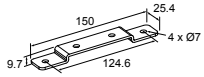

LMBWLB92S
- Surface mount brackets allow for mounting at the end of the light
- Stainless steel
- Includes two end brackets, four screws, and four t-nuts
- CAD Files: DXF, PDF, IGS, STP

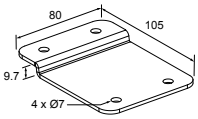

LMBWLC60F
- Set of two flat brackets
- 300 series stainless steel
- Includes M6 flathead screws for mounting to light
- Clearance for M6 or 1/4-20 mounting hardware
- CAD Files: DXF, PDF, IGS, STP

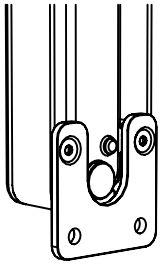

MBK Brackets

EZA-MBK-9
- Two-bracket kit with 30 mm range of motion for mounting sensor
- 8-ga. cold-rolled steel with black corrosion-resistant zinc chromate finish
- M5 and M6 mounting hardware
- CAD Files: DXF, PDF, IGS, STP

Hole center spacing: Slot = 30.8
Hole size: Slot = 21 × 7, Center hole = ø 32

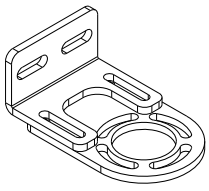

LPA-MBK-180
- Pair of inline (straight) brackets for two cascaded emitter/receiver pairs
- Fixed 180° orientation
- +10°/-30° sensor rotation
- 14-ga. (1.9 mm) steel, black zinc plated
- CAD Files: DXF, PDF, IGS, STP

Hole center spacing: A , B , C = 10.0, A to B = 73.3, A to C = 73.3
Hole size: A , B , C = 15.5 × 5

Continued on page 3

© Banner Engineering Corp. All rights reserved. www.bannerengineering.com

Continued from page 2

SMA-MBK-1
- Two-bracket replacement kit for brackets that come with SSM Mirrors
- Bracket hardware included
- CAD Files: DXF, PDF, IGS, STP

Hole center spacing: A = 31.5, A to B = 15.8
Hole size: A , B = 15 × 7, C = ø 32

SMB Work Light Bracket

SMBWLS28RA
- Replacement end bracket kit
- 1.8 mm (14 gage) cold rolled steel with zinc plate, clear chromate finish
- Kit contains two end brackets and four screws
- CAD Files: DXF, PDF, IGS, STP

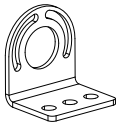

SMB4xx Brackets

SMB46DF
- Flat bracket holds two sensors at a fixed angle
- Black anodized aluminum
- CAD Files: DXF, PDF, IGS, STP

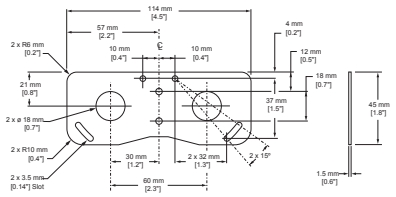

SMB42F
- 13-ga. stainless steel
- Hardware included
- CAD Files: DXF, PDF, IGS, STP

Hole center spacing: A = 10.0, B = 25.4
Hole size: A = ø 3.4, B = ø 2.5

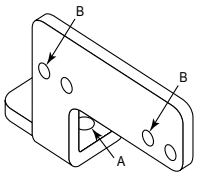

SMB5xx Bracket

SMB55F
- Flat-mount bracket
- 12-gauge stainless steel
- CAD Files: DXF, PDF, IGS, STP



SMB7xx Bracket

SMB700F
- Flat mounting bracket
- 11 gauge stainless steel
- 70 mm x 110 mm
- CAD Files: DXF, PDF, IGS, STP



© Banner Engineering Corp. All rights reserved. www.bannerengineering.com

SMBAxx and SMBBxx Brackets

SMBABM
- 13-ga. zinc-plated low-carbon steel
- (4) M4 Phillips flathead screws included
- For mounting the light from the front
- Accommodates backlight models LED..B70X70..
- CAD Files: DXF, PDF, IGS, STP

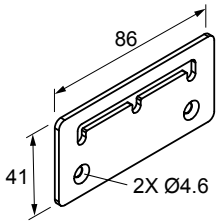

SMBAMSLTFP
- AMS mounting pattern
- 12 gauge stainless steel
- CAD Files: DXF, PDF, IGS, STP

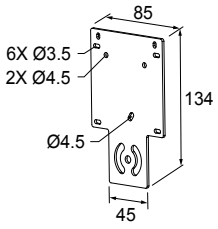

SMBB25P
- Zinc plated, Cold Rolled Steel
- CAD Files: DXF, PDF, IGS, STP

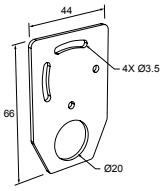

SMBLxx Brackets

SMBLB
- Accommodates backlight models LED..B85X220..
- CAD Files: DXF, PDF, IGS, STP

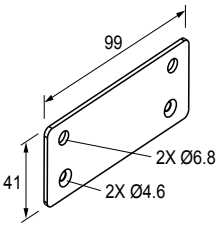

SMBLG
- L-GAGE sensor mounting bracket
- 304 Stainless Steel
- CAD Files: DXF, PDF, IGS, STP



SMBLH1
- Main mounting bracket for LH Series sensor
- T-slot or “bolt-on” bracket for mounting one sensor
- Anodized Aluminum
- CAD Files: DXF, PDF, IGS, STP

Hole size: A = M4



SMBPVLxx Brackets

SMBPVL2-225
- Flat bracket for mounting reflector inside bin
- 7 mm mounting hole
- 14 gauge cold rolled steel
- Includes retroreflective tape
- CAD Files: DXF, PDF, IGS, STP

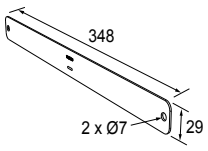

SMBPVL2-500
- Flat bracket for mounting reflector inside bin
- 7 mm mounting hole
- 14 gauge cold rolled steel
- Includes retroreflective tape
- CAD Files: DXF, PDF, IGS, STP

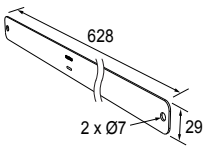

© Banner Engineering Corp. All rights reserved. www.bannerengineering.com

SMBQxx and SMBxQxx Bracket

SMBAMSQ5XP
- Flat SMBAMS series bracket
- Articulation slots for 30 deg rotation
- 13-ga. 304 stainless steel
- CAD Files: DXF, PDF, IGS, STP

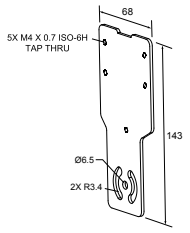

SMBRxx Bracket

SMBR50
- R50 flat mount bracket
- M4 x 0.7 mm
- CAD Files: DXF, PDF, IGS, STP

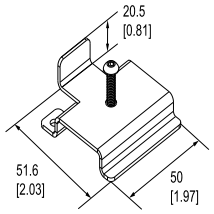

SMBVLxx Bracket

SMBVLA62X62S
- Inline bracket
- 14 gauge steel, black zinc-plated
- CAD Files: DXF, PDF, IGS, STP

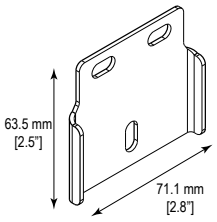

Banner Engineering Corp Limited Warranty

Banner Engineering Corp. warrants its products to be free from defects in material and workmanship for one year following the date of shipment. Banner Engineering Corp. will repair or replace, free of charge, any product of its manufacture which, at the time it is returned to the factory, is found to have been defective during the warranty period. This warranty does not cover damage or liability for misuse, abuse, or the improper application or installation of the Banner product.

THIS LIMITED WARRANTY IS EXCLUSIVE AND IN LIEU OF ALL OTHER WARRANTIES WHETHER EXPRESS OR IMPLIED (INCLUDING, WITHOUT LIMITATION, ANY WARRANTY OF MERCHANTABILITY OR FITNESS FOR A PARTICULAR PURPOSE), AND WHETHER ARISING UNDER COURSE OF PERFORMANCE, COURSE OF DEALING OR TRADE USAGE.

This Warranty is exclusive and limited to repair or, at the discretion of Banner Engineering Corp., replacement. **IN NO EVENT SHALL BANNER ENGINEERING CORP. BE LIABLE TO BUYER OR ANY OTHER PERSON OR ENTITY FOR ANY EXTRA COSTS, EXPENSES, LOSSES, LOSS OF PROFITS, OR ANY INCIDENTAL, CONSEQUENTIAL OR SPECIAL DAMAGES RESULTING FROM ANY PRODUCT DEFECT OR FROM THE USE OR INABILITY TO USE THE PRODUCT, WHETHER ARISING IN CONTRACT OR WARRANTY, STATUTE, TORT, STRICT LIABILITY, NEGLIGENCE, OR OTHERWISE.**

Banner Engineering Corp. reserves the right to change, modify or improve the design of the product without assuming any obligations or liabilities relating to any product previously manufactured by Banner Engineering Corp. Any misuse, abuse, or improper application or installation of this product or use of the product for personal protection applications when the product is identified as not intended for such purposes will void the product warranty. Any modifications to this product without prior express approval by Banner Engineering Corp will void the product warranties. All specifications published in this document are subject to change; Banner reserves the right to modify product specifications or update documentation at any time. Specifications and product information in English supersede that which is provided in any other language. For the most recent version of any documentation, refer to: www.bannerengineering.com.

For patent information, see www.bannerengineering.com/patents.

© Banner Engineering Corp. All rights reserved. www.bannerengineering.com