Rectangular Retroreflectors

BRT-23X14CM
- Rectangular, acrylic target
- Reflectivity Factor: 1.2
- Temperature: –20 °C to +60 °C (–4 °F to +140 °F)
- Micro-prism geometry
- Two 2 mm diameter mounting holes
- CAD Files: DXF, PDF, IGS, STP



BRT-30X20M and **BRT-30X20MT**
- Rectangular, acrylic target
- **BRT-30X20MT** only: Includes mounting tape
- Reflectivity Factor: 1.2
- Temperature: –20 °C to +60 °C (–4 °F to +140 °F)
- Approximate size: 20 mm × 30 mm × 2.5 mm
- CAD Files:
  - **BRT-30X20M**: DXF, PDF, IGS, STP
  - **BRT-30X20MT**: DXF, PDF, IGS, STP



BRT-32X20AM
- Rectangular, thin-profile acrylic target
- Reflectivity Factor: 1.2
- Temperature: –20 °C to +60 °C (–4 °F to +140 °F)
- Micro-prism geometry
- Reflector size: 20 mm × 20 mm
- Approximate size: 20 mm × 32 mm × 3 mm
- Two 3.5 mm diameter mounting holes, 26 mm centers
- CAD Files: DXF, PDF, IGS, STP



BRT-32X22A
- Rectangular, acrylic target
- Reflectivity Factor: 1.3
- Max. Temperature: +65 °C (+149 °F)
- Reflector size: 25 mm × 32 mm
- Approximate size: 25 mm × 55 mm × 9.5 mm
- CAD Files: DXF, PDF, IGS, STP



BRT-33x13ABCM3 and **BRT-33x13ABC**
- Rectangular, acrylic target
- Reflectivity Factor: 1.3
- Temperature: –20 °C to +60 °C (–4 °F to +140 °F)
- Optional brackets are available
- Approximate size: 33 mm × 13 mm
- M3 mounting holes (threaded for BRT-33x13ABCM3; clearance holes for BRT-33x13ABC)
- CAD Files: DXF, PDF, IGS, STP



BRT-35X20A or **BRT-35X20AB**
- Rectangular, acrylic target
- Reflectivity Factor: 1.4
- Temperature: –20 °C to +60 °C (–4 °F to +140 °F)
- Mounting base available in white (**BRT-35X20A**) or black (**BRT-35X20AB**)
- Reflector size: 23.5 mm × 40 mm
- Approximate size: 23.5 mm × 55 mm × 8 mm
- Two 3.5 mm diameter mounting holes, 48 mm centers
- CAD Files:
  - **BRT-35X20A**: DXF, PDF, IGS, STP
  - **BRT-35X20AB**: DXF, PDF, IGS, STP



BRT-40X18A
- Rectangular, acrylic target
- Reflectivity Factor: 1.0
- Temperature: –20 °C to +60 °C (–4 °F to +140 °F)
- Reflector size: 18 mm × 40 mm
- Approximate size: 18 mm × 60 mm × 8 mm
- Two 3.5 mm diameter mounting holes, 50 mm centers
- CAD Files: DXF, PDF, IGS, STP



BRT-40X23
- Rectangular, acrylic target
- Reflectivity Factor: 1.4
- Temperature: –20 °C to +60 °C (–4 °F to +140 °F)
- Approximate size: 23.5 mm × 40 mm × 8 mm
- CAD Files: DXF, PDF, IGS, STP



BRT-40X23A
- Rectangular, acrylic target
- Reflectivity Factor: 1.4
- Temperature: –20 °C to +60 °C (–4 °F to +140 °F)
- Approximate size: 39 mm × 23 mm × 8.2 mm
- Two 3.5 mm diameter mounting holes, 32 mm centers
- CAD Files: DXF, PDF, IGS, STP



BRT-40X23B
- Rectangular, acrylic target
- Reflectivity Factor: 1.4
- Max. Temperature: –20 °C to +60 °C (–4 °F to +140 °F)
- Reflector size: 23.5 mm × 40 mm
- Approximate size: 23.5 mm × 47.5 mm × 8 mm
- Two 3.5 mm diameter mounting holes, 12.1 mm centers
- CAD Files: DXF, PDF, IGS, STP



Continued on page 2

© Banner Engineering Corp. All rights reserved.
www.bannerengineering.com

b_51956450
p/n: b_51956450 Rev. A

ПРОМЭЛЕКТРОНИКА/ sales@prom-elec.com

Continued from page 1

BRT-40X23ABC
- Rectangular, acrylic target
- Reflectivity Factor: 1.4
- Max. Temperature: +50 °C (+122 °F)
- Approximate size: 23 mm × 40 mm × 11.3 mm
- CAD Files: DXF, PDF, IGS, STP



BRT-44X29A6
- Rectangular, acrylic target
- Reflectivity Factor: 1.1
- Max. Temperature: +50 °C (+122 °F)
- 6 mm facets
- Close to the face retroreflective sensing with a bifurcated lens
- Reflector (approximate) size: 28 mm × 25 mm
- Approximate size: 29 mm × 44 mm × 9 mm
- Two 4.5 mm through holes, 34 mm centers
- CAD Files: DXF, PDF, IGS, STP



Model	Target Type	Reflectivity Factor	Temperature	Reflector Size (mm)	Dimensions and Mounting (mm)	
BRT-40X19A CAD Files: DXF, PDF, IGS, STP	Acrylic	1.3	–20 °C to +60 °C (–4 °F to +140 °F)	18 × 40	18 × 60 × 7.3 Two 4 mm mounting holes, 50 mm centers	
BRT-40X19A-PS, Yellow back	Polystyrene, chemically compatible with hydrogen peroxide	1.0				
BRT-40X19AM CAD Files: DXF, PDF, IGS, STP	Thin-profile acrylic, micro-prism geometry	1.2		19 × 40	19 × 60 × 3 Two 4 mm mounting holes, 51 mm centers	
BRT-40X20AM CAD Files: DXF, PDF, IGS, STP		1.2		20 × 30	20 × 42 × 3.5 Two 3 mm diameter mounting holes, 37 mm centers	

Model	Target Type	Reflectivity Factor	Temperature	Dimensions and Mounting (mm)	
BRT-60X40AF	Acrylic target, anti-fogging coating for use around steam CAD Files: DXF, PDF, IGS, STP	1.4	–20 °C to +60 °C (–4 °F to +140 °F)	40 × 60, optional brackets are available	
BRT-60X40C	Acrylic target CAD Files: DXF, PDF, IGS, STP	1.4			
BRT-60X40CM	Microprism CAD Files: DXF, PDF, IGS, STP	1.4			
BRT-60X40C-M4	Acrylic target with two 4 mm mounting holes CAD Files: DXF, PDF, IGS, STP	1.4			
BRT-60X40C-PS	Polystyrene target, yellow back, chemically compatible with hydrogen peroxide	1.1			
BRT-60X40IP69K	Amber acrylic target, chemically resistant, IP69K washdown rated CAD Files: DXF, PDF, IGS, STP	0.7	–20 °C to +140 °C (–4 °F to +284 °F)		

BRT-48X32
- Rectangular, acrylic target
- Reflectivity Factor: 1.0
- Temperature: –20 °C to +60 °C (–4 °F to +140 °F)
- Approximate size: 32.5 mm × 48 mm × 8 mm
- CAD Files: DXF, PDF, IGS, STP



BRT-48X32A
- Rectangular, acrylic target
- Reflectivity Factor: 1.0
- Max. Temperature: –20 °C to +60 °C (–4 °F to +140 °F)
- Reflector size: 32 mm × 48 mm
- Approximate size: 32 mm × 65 mm × 8 mm
- Two 3 mm diameter mounting holes, 56 mm centers
- CAD Files: DXF, PDF, IGS, STP



BRT-48X32B
- Rectangular, acrylic target
- Reflectivity Factor: 1.0
- Temperature: –20 °C to +60 °C (–4 °F to +140 °F)
- Reflector size: 32 mm × 48 mm
- Approximate size: 32.5 mm × 57 mm × 8 mm
- Two 2 mm diameter mounting slots
- CAD Files: DXF, PDF, IGS, STP



BRT-53X19A
- Rectangular, acrylic target
- Reflectivity Factor: 1.4
- Temperature: –20 °C to +60 °C (–4 °F to +140 °F)
- Reflector size: 19 mm × 53 mm
- Approximate size: 19 mm × 72 mm × 8 mm
- Two 3.5 mm diameter mounting holes, 63 mm centers
- CAD Files: DXF, PDF, IGS, STP



Continued on page 3

© Banner Engineering Corp. All rights reserved. www.bannerengineering.com

Continued from page 2

BRT-53X30A
- Rectangular, acrylic target
- Reflectivity Factor: 1.2
- Temperature: –20 °C to +60 °C (–4 °F to +140 °F)
- Reflector size: 30 mm × 53 mm
- Approximate size: 30 mm × 82 mm × 8 mm
- Two M4 diameter mounting holes, 68.2 mm centers
- CAD Files: DXF, PDF, IGS, STP



BRT-62X10AM
- Rectangular, thin-profile acrylic target
- Reflectivity Factor: 1.2
- Temperature: –20 °C to +60 °C (–4 °F to +140 °F)
- Micro-prism geometry
- Reflector size: 10 mm × 50 mm
- Approximate size: 10 mm × 62 mm × 3.5 mm
- Two 3.5 mm diameter mounting holes, 56 mm centers
- CAD Files: DXF, PDF, IGS, STP



BRT-80X50C
- Rectangular, acrylic target
- Reflectivity Factor: 1.4
- Temperature: –20 °C to +60 °C (–4 °F to +140 °F)
- Approximate size: 50 mm × 80 mm × 7.2 mm
- Two 3.6 mm diameter mounting holes
- CAD Files: DXF, PDF, IGS, STP



BRT-80X50CM
- Rectangular, acrylic target
- Reflectivity Factor: 1.4
- Temperature: –20 °C to +60 °C (–4 °F to +140 °F)
- Micro-prism geometry
- Approximate size: 50 mm × 80 mm × 7 mm
- Two 3 mm diameter mounting holes
- CAD Files: DXF, PDF, IGS, STP



BRT-100X18A
- Rectangular, acrylic target
- Reflectivity factor: 1.4
- Temperature: –20 °C to +60 °C (–4 °F to +140 °F)
- Approximate size: 18.5 mm × 120 mm
- CAD Files: DXF, PDF, IGS, STP



BRT-100X50
- Rectangular, acrylic target
- Reflectivity Factor: 1.5
- Temperature: –20 °C to +60 °C (–4 °F to +140 °F)
- Approximate size: 50 mm × 101 mm
- CAD Files: DXF, PDF, IGS, STP



BRT-100X55A
- Rectangular, acrylic target
- Reflectivity Factor: 1.5
- Temperature: –20 °C to +60 °C (–4 °F to +140 °F)
- Approximate size: 55 mm × 132 mm
- CAD Files: DXF, PDF, IGS, STP



BRT-150X18A
- Rectangular, acrylic target
- Reflectivity Factor: 1.4
- Temperature: –20 °C to +60 °C (–4 °F to +140 °F)
- Approximate size: 18 mm × 170 mm
- Two M4 clearance holes, 160 mm centers
- CAD Files: DXF, PDF, IGS, STP



BRT-150X18T
- Rectangular, acrylic target includes mounting tape
- Reflectivity Factor: 1.4
- Temperature: –20 °C to +60 °C (–4 °F to +140 °F)
- Approximate size: 18 mm × 150 mm × 7.7 mm
- CAD Files: DXF, PDF, IGS, STP



BRT-L
- Rectangular, acrylic target
- Reflectivity Factor: 0.8
- Maximum Temperature: +65 °C (+149 °F)
- Approximate size: 19 mm × 165 mm × 3.8 mm
- CAD Files: DXF, PDF, IGS, STP

BRT-L-25 Qty 25 of BRT-L



BRT-180X40A
- Rectangular, acrylic target
- Reflectivity Factor: 1.4
- Temperature: –20 °C to +60 °C (–4 °F to +140 °F)
- Approximate size: 42 mm × 182 mm × 7.4 mm
- Two mounting holes for M5, 150 mm centers
- CAD Files: DXF, PDF, IGS, STP



BRT-Q4X-60X18
- Reference target for clear object detection or dual-mode applications
- FDA-grade acetal material
- CAD Files: DXF, PDF, IGS, STP



BRT-Q4X-60X50
- Reference target for clear object detection or dual-mode applications
- FDA-grade acetal material
- CAD Files: DXF, PDF, IGS, STP



BRT-53X19A-803697 is a box of qty 500 of BRT-53X19A.

Banner Engineering Corp Limited Warranty

Banner Engineering Corp. warrants its products to be free from defects in material and workmanship for one year following the date of shipment. Banner Engineering Corp. will repair or replace, free of charge, any product of its manufacture which, at the time it is returned to the factory, is found to have been defective during the warranty period. This warranty does not cover damage or liability for misuse, abuse, or the improper application or installation of the Banner product.

THIS LIMITED WARRANTY IS EXCLUSIVE AND IN LIEU OF ALL OTHER WARRANTIES WHETHER EXPRESS OR IMPLIED (INCLUDING, WITHOUT LIMITATION, ANY WARRANTY OF MERCHANTABILITY OR FITNESS FOR A PARTICULAR PURPOSE), AND WHETHER ARISING UNDER COURSE OF PERFORMANCE, COURSE OF DEALING OR TRADE USAGE.

© Banner Engineering Corp. All rights reserved. www.bannerengineering.com

This Warranty is exclusive and limited to repair or, at the discretion of Banner Engineering Corp., replacement. **IN NO EVENT SHALL BANNER ENGINEERING CORP. BE LIABLE TO BUYER OR ANY OTHER PERSON OR ENTITY FOR ANY EXTRA COSTS, EXPENSES, LOSSES, LOSS OF PROFITS, OR ANY INCIDENTAL, CONSEQUENTIAL OR SPECIAL DAMAGES RESULTING FROM ANY PRODUCT DEFECT OR FROM THE USE OR INABILITY TO USE THE PRODUCT, WHETHER ARISING IN CONTRACT OR WARRANTY, STATUTE, TORT, STRICT LIABILITY, NEGLIGENCE, OR OTHERWISE.**

Banner Engineering Corp. reserves the right to change, modify or improve the design of the product without assuming any obligations or liabilities relating to any product previously manufactured by Banner Engineering Corp. Any misuse, abuse, or improper application or installation of this product or use of the product for personal protection applications when the product is identified as not intended for such purposes will void the product warranty. Any modifications to this product without prior express approval by Banner Engineering Corp will void the product warranties. All specifications published in this document are subject to change; Banner reserves the right to modify product specifications or update documentation at any time. Specifications and product information in English supersede that which is provided in any other language. For the most recent version of any documentation, refer to: www.bannerengineering.com.

For patent information, see www.bannerengineering.com/patents.

© Banner Engineering Corp. All rights reserved. www.bannerengineering.com