Miscellaneous Brackets

SMBLLG
- Mounting bracket with heat sink
- CAD Files: DXF, PDF, IGS, STP

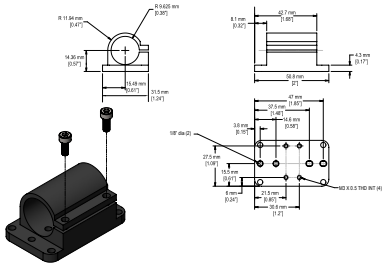

SMBLT3IP
- Replaceable windows for welding environments
- Stainless steel construction
- Includes 2 weld-resistant windows
- CAD Files: DXF, PDF, IGS, STP

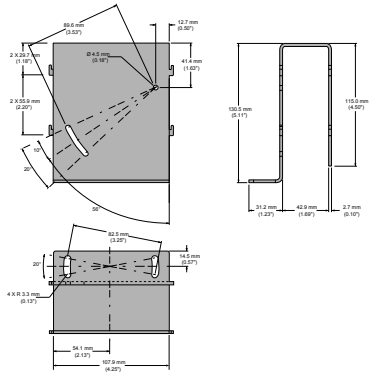

SMBLT7F
- Fine-adjust accessory for model SMBLT7 bracket (SMBLT7 bracket sold separately)
- 304 series stainless steel
- Mounting hardware included
- CAD Files: DXF, PDF, IGS, STP

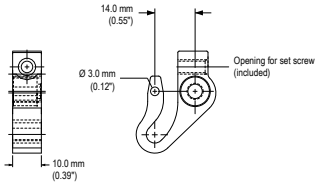

LMF3050B
- 30 mm hole for mounting indicators or touch buttons
- Mounts flush to a flat surface to allow a gradual transition to the device
- Black polycarbonate material
- CAD Files: DXF, PDF, IGS, STP

Height: 18.8
Hole size: A = ø 100, B = ø 51.2, C = ø 30.5

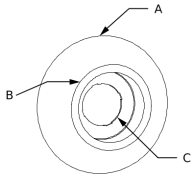

SMB127
- Mounting block only
- Includes:
  - 3/64-in Shortarm hex key
  - 4 Set screws
- CAD Files: DXF, PDF, IGS, STP

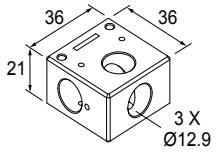

SMB18FM
- Two-piece thermoplastic through-mount bracket
- Mounting nut (M22 × 1.5) and outer flange (M22 × 1.5 external, M18 × 1 internal)
- CAD Files: DXF, PDF, IGS, STP

SMBACM
- 14-ga. zinc-plated low-carbon steel
- (4) M4 socket-head cap screws, washers and hex key included
- For mounting the light from the rear
- Accommodates backlight models LED..B70X70..
- CAD Files: DXF, PDF, IGS, STP

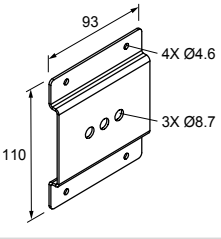

Continued on page 2

© Banner Engineering Corp. All rights reserved.
www.bannerengineering.com

b_51963984
p/n: b_51963984 Rev. A

ПРОМЭЛЕКТРОНИКА/ sales@prom-elec.com

Continued from page 1

SMBASCM
- 316 stainless steel column-mounting bracket with 430 stainless steel threaded insert
- Four ¼-20 stainless steel screws included
- CAD Files: DXF, PDF, IGS, STP



SMBBSSM
- 316 stainless steel bracket and hardware
- Includes 2 brackets; four M5 socket drive, button head screws to attach to light
- CAD Files: DXF, PDF, IGS, STP

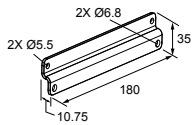

SMBLBCZB
- U-shaped bracket
- 8 gauge cold rolled steel, black zinc plated
- CAD Files: DXF, PDF, IGS, STP



SMBR90S
- Stainless steel bracket
- 4x M4-07 pemnuts (B)
- Includes 2x M4 stainless steel hex head screws and flat washers
- CAD Files: DXF, PDF, IGS, STP

Hole center spacing: A = 40, B = 20
Hole size: A = ø 5

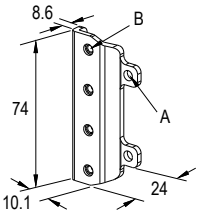

SMBS18-2-1
- 30% glass-filled PBT
- CAD Files: DXF, PDF, IGS, STP

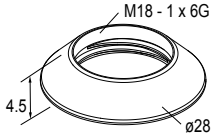

SMBZMXRM
- Recessed mounting bracket
- 12-gauge stainless steel
- M4 × 0.7 mounting hardware included
- CAD Files: DXF, PDF, IGS, STP

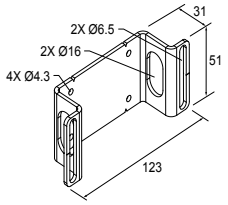

SMH1316
This kit allows the light or switch to be mounted to a 13/16-inch Unistrut channel. Light is shown. The kit includes:
- #10-32 spring nuts (qty 2)
- #10-32 socket head cap screws (qty 2)
- #10 lock washers (qty 2)
- CAD Files: DXF, PDF, IGS, STP

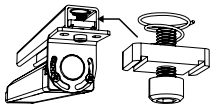

Banner Engineering Corp Limited Warranty

Banner Engineering Corp. warrants its products to be free from defects in material and workmanship for one year following the date of shipment. Banner Engineering Corp. will repair or replace, free of charge, any product of its manufacture which, at the time it is returned to the factory, is found to have been defective during the warranty period. This warranty does not cover damage or liability for misuse, abuse, or the improper application or installation of the Banner product.

THIS LIMITED WARRANTY IS EXCLUSIVE AND IN LIEU OF ALL OTHER WARRANTIES WHETHER EXPRESS OR IMPLIED (INCLUDING, WITHOUT LIMITATION, ANY WARRANTY OF MERCHANTABILITY OR FITNESS FOR A PARTICULAR PURPOSE), AND WHETHER ARISING UNDER COURSE OF PERFORMANCE, COURSE OF DEALING OR TRADE USAGE.

This Warranty is exclusive and limited to repair or, at the discretion of Banner Engineering Corp., replacement. **IN NO EVENT SHALL BANNER ENGINEERING CORP. BE LIABLE TO BUYER OR ANY OTHER PERSON OR ENTITY FOR ANY EXTRA COSTS, EXPENSES, LOSSES, LOSS OF PROFITS, OR ANY INCIDENTAL, CONSEQUENTIAL OR SPECIAL DAMAGES RESULTING FROM ANY PRODUCT DEFECT OR FROM THE USE OR INABILITY TO USE THE PRODUCT, WHETHER ARISING IN CONTRACT OR WARRANTY, STATUTE, TORT, STRICT LIABILITY, NEGLIGENCE, OR OTHERWISE.**

Banner Engineering Corp. reserves the right to change, modify or improve the design of the product without assuming any obligations or liabilities relating to any product previously manufactured by Banner Engineering Corp. Any misuse, abuse, or improper application or installation of this product or use of the product for personal protection applications when the product is identified as not intended for such purposes will void the product warranty. Any modifications to this product without prior express approval by Banner Engineering Corp will void the product warranties. All specifications published in this document are subject to change; Banner reserves the right to modify product specifications or update documentation at any time. Specifications and product information in English supersede that which is provided in any other language. For the most recent version of any documentation, refer to: www.bannerengineering.com.

For patent information, see www.bannerengineering.com/patents.

© Banner Engineering Corp. All rights reserved. www.bannerengineering.com