WLA-2 Area Light Product Manual

Original Instructions
p/n: 232665 Rev. C
08-Oct-26
© Banner Engineering Corp. All rights reserved. www.bannerengineering.com

ПРОМЭЛЕКТРОНИКА/ sales@prom-elec.com

Contents

Chapter 1 Features 3
Models 3

Chapter 2 Wiring 4

Chapter 3 Specifications 5
FCC Part 15 Class B for Unintentional Radiators 6
Industry Canada ICES-003(B) 6
Dimensions 7
Optical Data 7
Clear Window, No Lens 8
Clear Window, L30 9
Diffuse Window, No Lens 10

Chapter 4 Accessories 12
Cordsets 12
Brackets 12
Dimmers 13

Chapter 5 Product Support and Maintenance 14
Clean with Mild Detergent and Warm Water 14
Repairs and Translations (No Field-Replaceable Parts) 14
Contact Us 16
Banner Engineering Corp Limited Warranty 16
Mexican Importer 17

© Banner Engineering Corp. All rights reserved. www.bannerengineering.com

Chapter 1 Features



- Designed for illuminating industrial work cells and in areas with exposure to liquid, such as food and beverage processing applications
- An LED-dense array with high output ideal for area lighting, machine lighting, and machine vision
- Illuminates a large area with an even pattern of light and no shadows
- Rugged thermoplastic housing rated to IP69K per ISO 20653 for heavy-duty washdown
- Encapsulated housing option rated IP68 for prolonged exposure to water and submersion
- Lensed models available for intense, close-range inspection or long-range projection
- Available in four sizes



For PWM dimming, use with the LC15T-127AP1RBGQP dimmer module. For more information, refer to the LC15T In-Line Touch Switch datasheet, p/n 217460.

IMPORTANT: Read the following instructions before operating the light. Please download the complete WLA-2 Area Light technical documentation, available in multiple languages, from www.bannerengineering.com for details on the proper use, applications, Warnings, and installation instructions of this device.

IMPORTANT: Lea el siguiente instructivo antes de operar el luminario. Por favor descargue desde www.bannerengineering.com toda la documentación técnica de los WLA-2 Area Light, disponibles en múltiples idiomas, para detalles del uso adecuado, aplicaciones, advertencias, y las instrucciones de instalación de estos dispositivos.

IMPORTANT: Lisez les instructions suivantes avant d'utiliser le luminaire. Veuillez télécharger la documentation technique complète des WLA-2 Area Light sur notre site www.bannerengineering.com pour les détails sur leur utilisation correcte, les applications, les notes de sécurité et les instructions de montage.

Models

Standard models shown. Contact factory for other options. Other colors are available by request.

Family	Color	Array Size	Window	Lensing[1]	Control	Connector
WLA-2	**W**	**105x180**	**D**			**Q**
	W = Daylight white WW = Warm white[2]	105x180 190x180 275x180 360x180	Blank = Clear D = Diffuse E = Encapsulated	Blank = No lenses L30 = ± 30-degree lenses	Blank = High/Low/Off PWM = Pulse Width Modulation	Q = Integral 4-pin M12 male quick-disconnect connector

[1] No lens option on encapsulated or diffuse window models.
[2] No warm white option on encapsulated models.

© Banner Engineering Corp. All rights reserved.
www.bannerengineering.com

Chapter 2 Wiring

4-pin M12 Male	Pin	Wire Color	Connection
	1	Brown	12 V DC to 30 V DC
	2	White	Not used
	3	Blue	DC common
	4	Black	High/Low/Off Models: Connect to 12 V DC to 30 V DC for 50% maximum intensity. For maximum intensity, leave the black wire floating or connected to common. PWM Models: Pulse width modulation (PWM) input. For maximum intensity, leave the black wire floating or connected to common. Connecting to 12 V DC to 30 V DC causes the LEDs to shut off.

© Banner Engineering Corp. All rights reserved.
www.bannerengineering.com

Chapter 3 Specifications

Supply Voltage and Current

12 V DC to 30 V DC

Use only with suitable Class 2 power supply (UL) or SELV power supply (CE).

See electrical characteristics on product label

Housing Length (mm)	Typical Current (A)			Max Current	Max Power
	12 V DC	24 V DC	30 V DC	A	W
105	0.83	0.325	0.26	0.875	10.5
190	1.66	0.65	0.52	1.75	21
275	2.49	0.975	0.78	2.625	31.5
360	3.32	1.3	1.04	3.5	42

Supply Protection Circuitry

Protected against reverse polarity and transient voltages

Operating Temperature

Clear and Diffuse Window Models:

–40 °C to +70 °C (–40 °F to +158 °F)
Light output begins to decrease above 50 °C (122 °F), and decreases to approximately 65% of max intensity

Encapsulated Models:

–20 °C to +50 °C (–4 °F to +122 °F)

Storage Temperature

–40 °C to +70 °C (–40 °F to +158 °F)

Mounting

(4) integrated M5 × 1 threads in housing. No hardware provided. Optional mounting brackets are available (see Accessories)

NOTE: When mounting the light to combustible or insulating surfaces, a minimum of 1 inch of clearance around all sides is suggested. Optional standoffs or an alternative mounting method to achieve spacing.

Construction

Standard models: PBT housing, polycarbonate window, nickel-plated brass connector

Encapsulated models: PBT housing, nickel-plated brass connector, polyurethane encapsulated

Connections

Integral 4-pin M12 male quick-disconnect connector (4-pin connecting cordset required)

LED Lifetime

Lumen Maintenance - L_{70}

When operating within specifications, output will decrease less than 30% after 70,000 hours.

Dimming

High/Low/Off Models: 100/50/0% intensity, dependent on wiring

PWM Models: Compatible with PWM LED dimming, dimmable to 5% intensity

Pulse Width Modulation (PWM):

Frequency: Up to 1000 Hz
Voltage: 12 V DC to 30 V DC
Current: 4 mA max.

Vibration and Mechanical Shock

Vibration: Vibration: 10 Hz to 55 Hz, 1.0 mm peak-to-peak amplitude per IEC 60068-2-6

Shock: Shock: 15G 11 ms duration, half sine wave per IEC 60068-2-27

Impact: IK07 (IEC 60068-2-75)

Certifications

Banner Engineering BV
Park Lane, Culliganlaan 2F bus 3
1831 Diegem, BELGIUM

Turck Banner LTD Blenheim House
Blenheim Court
Wickford, Essex SS11 8YT
GREAT BRITAIN

Environmental Rating

Suitable for wet locations per UL 2108

Clear and Diffuse Window Models:

Rated IP67 and IP69K per ISO 20653

Encapsulated Models:

Rated IP67, IP68, and IP69K per ISO 20653

Required Overcurrent Protection

WARNING: Electrical connections must be made by qualified personnel in accordance with local and national electrical codes and regulations.

Overcurrent protection is required to be provided by end product application per the supplied table.

Overcurrent protection may be provided with external fusing or via Current Limiting, Class 2 Power Supply.

Supply wiring leads < 24 AWG shall not be spliced.

For additional product support, go to www.bannerengineering.com.

Supply Wiring (AWG)	Required Overcurrent Protection (A)	Supply Wiring (AWG)	Required Overcurrent Protection (A)
20	5.0	26	1.0
22	3.0	28	0.8
24	2.0	30	0.5

© Banner Engineering Corp. All rights reserved.
www.bannerengineering.com

Light Characteristics

Daylight White Efficacy: up to 131 lumens/watt typical at 24 V AC at 25 °C (77 °F)[3]
CRI: 80, minimum

Color	Color Temperature (CCT)[4]	Size			
		105	109	275	360
Daylight White	5000K (± 300K)	1025	2050	3075	4100
Warm White	3000K (± 200K)				

FCC Part 15 Class B for Unintentional Radiators

(Part 15.105(b)) This equipment has been tested and found to comply with the limits for a Class B digital device, pursuant to part 15 of the FCC Rules. These limits are designed to provide reasonable protection against harmful interference in a residential installation. This equipment generates, uses, and can radiate radio frequency energy and, if not installed and used in accordance with the instructions, may cause harmful interference to radio communications. However, there is no guarantee that interference will not occur in a particular installation. If this equipment does cause harmful interference to radio or television reception, which can be determined by turning the equipment off and on, the user is encouraged to try to correct the interference by one or more of the following measures:

- Reorient or relocate the receiving antenna.
- Increase the separation between the equipment and receiver.
- Connect the equipment into an outlet on a circuit different from that to which the receiver is connected.
- Consult the dealer or an experienced radio/TV technician for help.

(Part 15.21) Any changes or modifications not expressly approved by the party responsible for compliance could void the user’s authority to operate this equipment.

Industry Canada ICES-003(B)

This device complies with CAN ICES-3 (B)/NMB-3(B). Operation is subject to the following two conditions: 1) This device may not cause harmful interference; and 2) This device must accept any interference received, including interference that may cause undesired operation.

Cet appareil est conforme à la norme NMB-3(B). Le fonctionnement est soumis aux deux conditions suivantes : (1) ce dispositif ne peut pas occasionner d'interférences, et (2) il doit tolérer toute interférence, y compris celles susceptibles de provoquer un fonctionnement non souhaité du dispositif.

[3] Lumen values are reduced by 20% on diffused window models.
[4] The color temperature of encapsulated models is 4500K (±300K).

© Banner Engineering Corp. All rights reserved.
www.bannerengineering.com

Dimensions

All measurements are listed in millimeters [inches], unless noted otherwise. The measurements provided are subject to change.

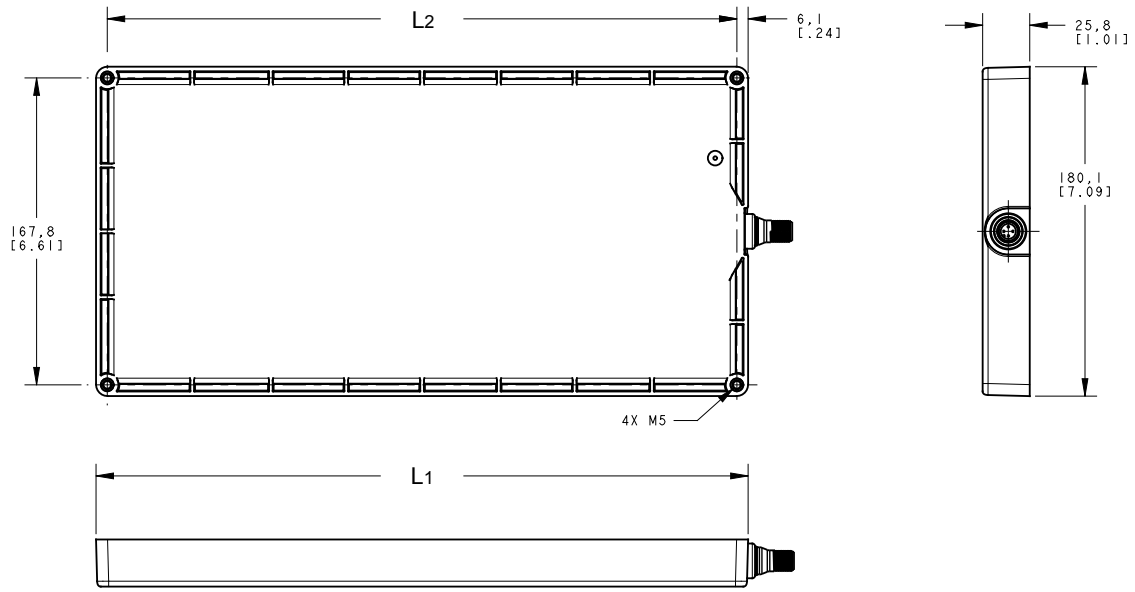

Model	L1	L2
WLA-2..105X	105.1 mm (4.14 in)	92.8 mm (3.66 in)
WLA-2..190X	188.9 mm (7.44 in)	176.7 mm (6.96 in)
WLA-2..275X	272.7 mm (10.74 in)	260.3 mm (10.25 in)
WLA-2..360X	356.6 mm (14.04 in)	344.3 mm (13.55 in)

Optical Data

Optional data shown below are for cool white models with a clear window only. To get lux and candela values for models with a diffuse window and/or other colors, multiply the values shown on the charts by the following factors:

Warm White	Green	Red	Yellow	Blue
1	1	0.43	1	0.29

© Banner Engineering Corp. All rights reserved.
www.bannerengineering.com

Clear Window, No Lens

105 mm Models

Polar Candela Distribution

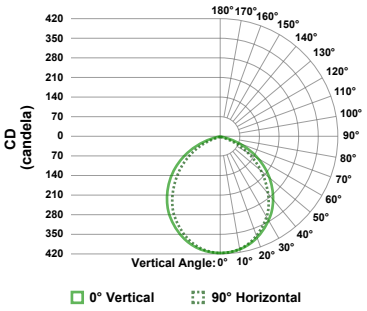

Isolux Pattern

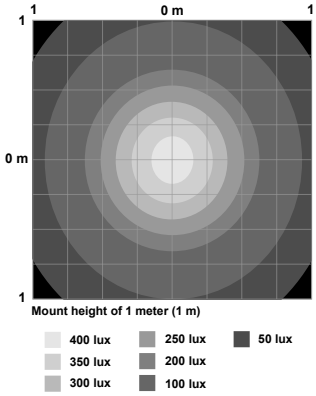

Illuminance at a Distance

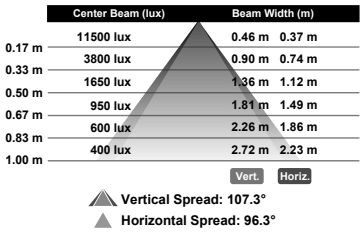

190 mm Models

Polar Candela Distribution

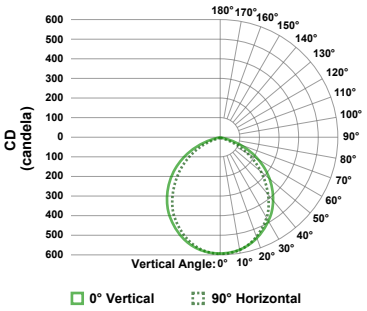

Isolux Pattern

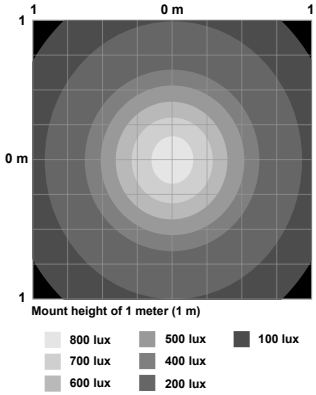

Illuminance at a Distance

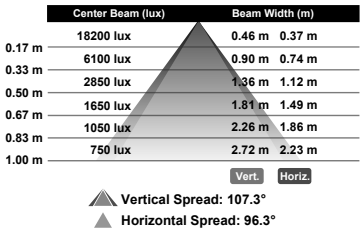

275 mm Models

Polar Candela Distribution

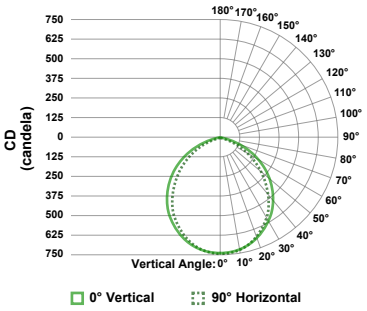

Isolux Pattern

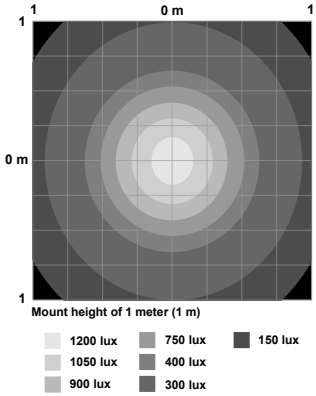

Illuminance at a Distance

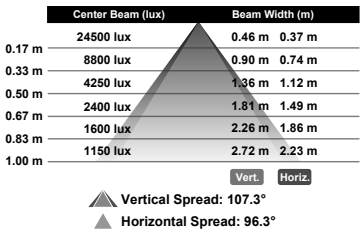

© Banner Engineering Corp. All rights reserved.
www.bannerengineering.com

360 mm Models

Polar Candela Distribution

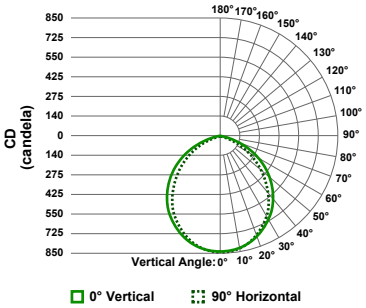

Isolux Pattern

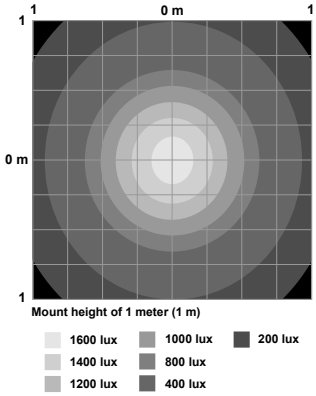

Illuminance at a Distance

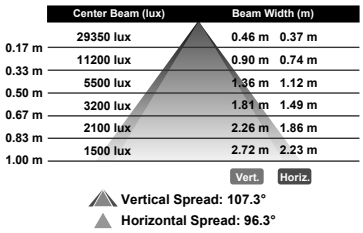

Clear Window, L30

105 mm Models

Polar Candela Distribution

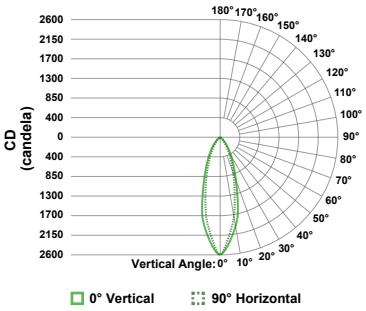

Isolux Pattern

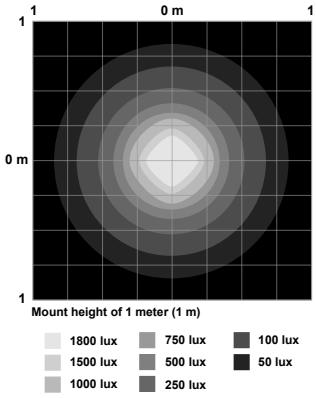

Illuminance at a Distance



190 mm Models

Polar Candela Distribution

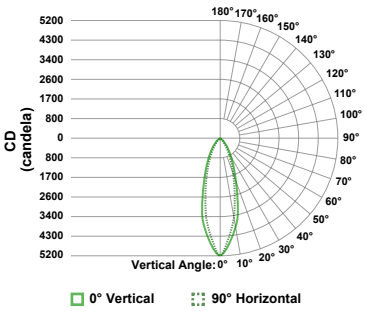

Isolux Pattern

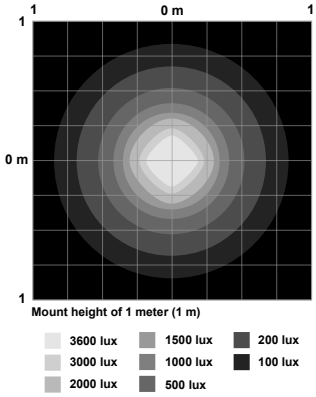

Illuminance at a Distance



© Banner Engineering Corp. All rights reserved.
www.bannerengineering.com

275 mm Models

Polar Candela Distribution

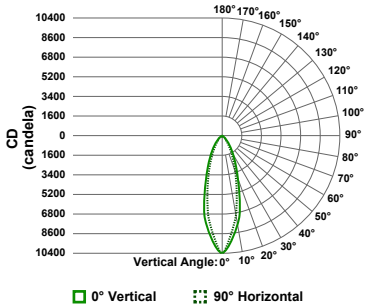

Isolux Pattern

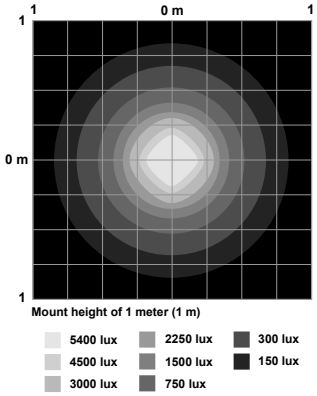

Illuminance at a Distance



360 mm Models

Polar Candela Distribution

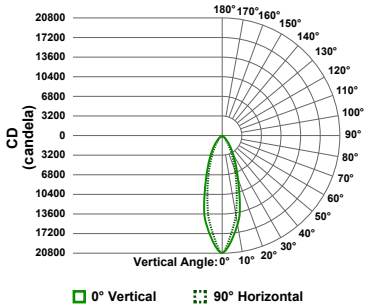

Isolux Pattern



Illuminance at a Distance



Diffuse Window, No Lens

105 mm Models

Polar Candela Distribution

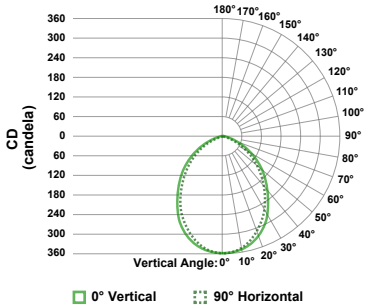

Isolux Pattern

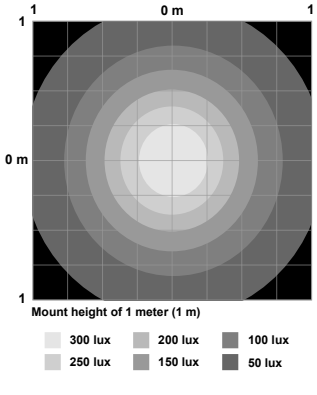

Illuminance at a Distance

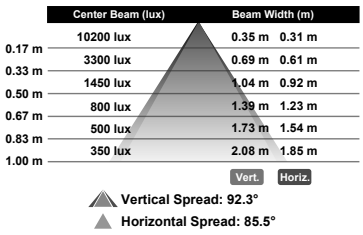

© Banner Engineering Corp. All rights reserved.
www.bannerengineering.com

190 mm Models

Polar Candela Distribution

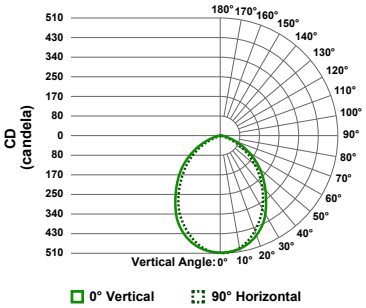

Isolux Pattern

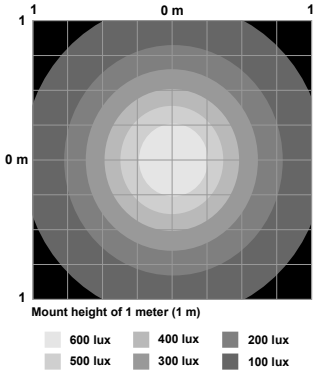

Illuminance at a Distance

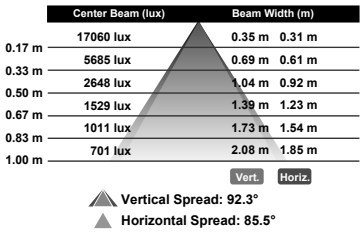

275 mm Models

Polar Candela Distribution

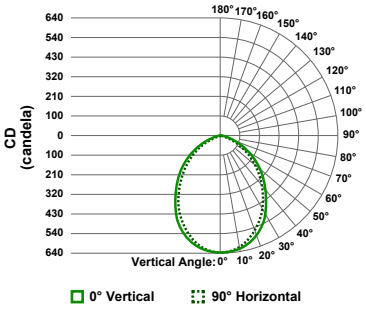

Isolux Pattern

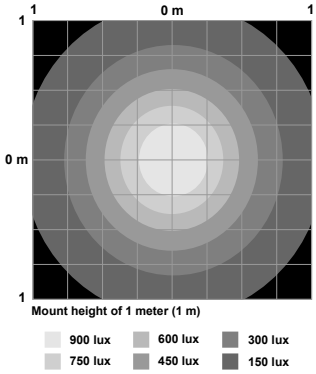

Illuminance at a Distance

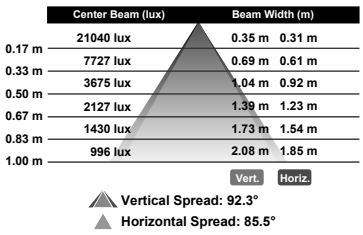

360 mm Models

Polar Candela Distribution

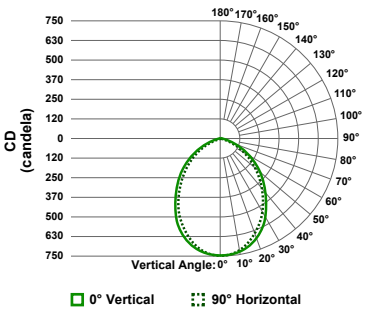

Isolux Pattern

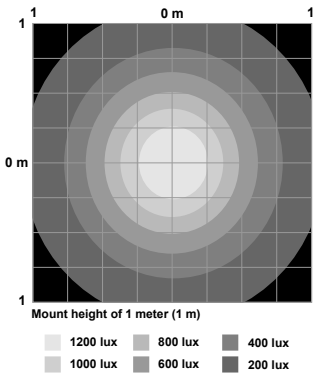

Illuminance at a Distance

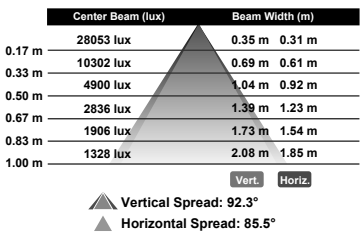

© Banner Engineering Corp. All rights reserved.
www.bannerengineering.com

Chapter 4 Accessories

Cordsets

4-Pin Single-Ended M12 Female Cordsets					
Model	**Length**	**Style**	**Dimensions**	**Pinout (Female)**	
MQDC-406	2 m (6.56 ft)	Straight	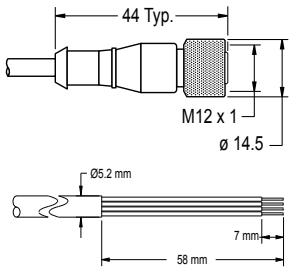	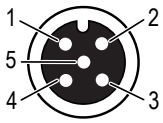	1 = Brown 2 = White 3 = Blue 4 = Black 5 = Not used
MQDC-415	5 m (16.4 ft)				
MQDC-430	9 m (29.5 ft)				
MQDC-450	15 m (49.2 ft)				
MQDC-406RA	2 m (6.56 ft)	Right-Angle	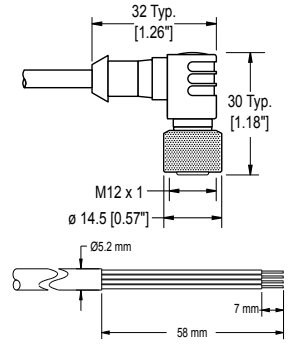	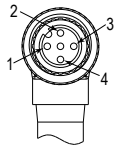	
MQDC-415RA	5 m (16.4 ft)				
MQDC-430RA	9 m (29.5 ft)				
MQDC-450RA	15 m (49.2 ft)				

Brackets

SMBBSSM

- 316 stainless steel bracket and hardware
- Includes 2 brackets; four M5 socket drive, button head screws to attach to light
- CAD Files: DXF, PDF, IGS, STP

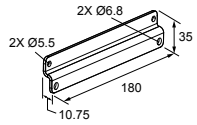

SMBBSRA

- 316 stainless steel bracket and hardware
- Right-angle swivel bracket for versatile orientation
- CAD Files: DXF, PDF, IGS, STP



SMBWLAMAG

- Kit includes two magnets, two M5 Phillips head screws, and two M5 nuts with lock rings
- ø = 51.8 mm (2.04 in)
- CAD Files: DXF, PDF, IGS, STP

© Banner Engineering Corp. All rights reserved.
www.bannerengineering.com

ACC-WLA STANDOFFS
- Kit includes two nylon spacers, two M5 phillips head screws, and two M5 nuts with lock rings
- Inner diameter = 5.56 mm (0.22 in), outer diameter = 12.7 mm (0.50 in), length = 25.4 mm (1.00 in)

Dimmers

LC15T-127AL2RGQP
- In-line capacitive touch switch with M12 connectors
- On/Off control and illuminated indication
- Rated for up to 30 V DC and 4 A maximum output current
- Rugged and waterproof IP67 housing

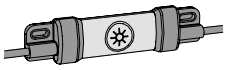

LC15T-127AP1RBGQP
- In-line capacitive touch switch with M12 connectors
- On/Off/Dimming control and illuminated indication
- Rated for up to 30 V DC and 4 A maximum output current
- Rugged and waterproof IP67 housing

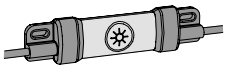

LC65P1T
- Potentiometer with terminal and M12 connector options
- PWM control
- Rated for up to 30 V DC and 4 A maximum output current
- Unsealed IP20 housing

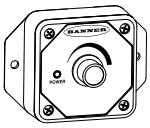

© Banner Engineering Corp. All rights reserved.
www.bannerengineering.com

Chapter 5 Product Support and Maintenance

Clean with Mild Detergent and Warm Water

Wipe down the device with a soft cloth dampened with a mild detergent and warm water solution. Do not use any other chemicals for cleaning.

Repairs and Translations (No Field-Replaceable Parts)

English

Contact Banner Engineering for troubleshooting of this device. **Do not attempt any repairs to this Banner device; it contains no field-replaceable parts or components.** If the device, device part, or device component is determined to be defective by a Banner Applications Engineer, they will advise you of Banner's RMA (Return Merchandise Authorization) procedure.

```
IMPORTANT: If instructed to return the device, pack it with care. Damage that occurs in return
shipping is not covered by warranty.
```

Obtain assistance with product repairs by contacting your local Banner Engineering Corp distributor or by calling Banner directly at (763) 544-3164. Access literature translated into your native language on the Banner website at www.bannerengineering.com or contact Banner directly at (763) 544-3164.

Deutsch

Wenden Sie sich zur Fehlerbehebung dieses Geräts an Banner Engineering. **Versuchen Sie nicht, Reparaturen an diesem Banner-Gerät vorzunehmen. Das Gerät enthält keine am Einsatzort auszuwechselnden Teile oder Komponenten.** Wenn ein Banner-Anwendungstechniker zu dem Schluss kommt, dass dieses Gerät, ein Teil oder eine Komponente davon defekt ist, erhalten Sie von dem Techniker Erläuterungen zu Banners RMA-Verfahren (Return Merchandise Authorization) für die Warenrückgabe.

```
WICHTIG: Wenn Sie der Techniker anweist, das Gerät zurückzusenden, verpacken Sie es bitte
sorgfältig. Transportschäden bei der Rücksendung werden von der Garantie nicht abgedeckt.
```

Unterstützung bei Produktreparaturen erhalten Sie von Ihrem örtlichen Banner Engineering Corp Händler oder direkt von Banner unter Tel. (763) 544-3164. Die in Ihre Muttersprache übersetzte Literatur finden Sie auf der Banner-Website unter www.bannerengineering.com oder kontaktieren Sie Banner direkt unter Tel. (763) 544-3164.

Français

Pour plus d'informations sur le dépannage du produit, contactez Banner Engineering. **Ne tentez pas de réparer ce dispositif Banner. Il ne contient aucun composant ou pièce qui puisse être remplacé sur place.** Si un ingénieur de Banner conclut que le dispositif ou l'une de ses pièces ou composants est défectueux, il vous informera de la procédure à suivre pour le retour des produits (RMA).

```
Important : Si vous devez retourner le dispositif, emballez-le avec soin. Les dégâts
occasionnés pendant le transport de retour ne sont pas couverts par la garantie.
```

Pour vous aider lors de la réparation de produits, contactez votre distributeur Banner local our appelez directement Banner au (763) 544-3164. La documentation traduite dans votre langue est disponible sur le site internet de Banner www.bannerengineering.com ou contactez directement Banner au (763) 544-3164.

Italiano

Per le procedure di individuazione e riparazione dei guasti di questo dispositivo, contattare Banner Engineering. **Non tentare di riparare questo dispositivo Banner, in quanto non contiene parti o componenti sostituibili dall'utente.** Se il dispositivo, una parte del dispositivo o un componente del dispositivo viene riscontrato difettoso da un tecnico Banner, il nostro personale vi comunicherà la procedura da seguire per ottenere l'autorizzazione al reso.

```
Importante: Se si ricevono istruzioni di rispedire il dispositivo al produttore, imballarlo con
cura. I danni dovuti al trasporto non sono coperti dalla garanzia.
```

Per assistenza nelle riparazioni dei prodotti, contattare il distributore locale Banner Engineering Corp o contattare direttamente Banner al numero (763) 544-3164. È possibile accedere alla documentazione tradotta nella propria lingua madre sul sito Web Banner all'indirizzo www.bannerengineering.com o contattare direttamente Banner al numero (763) 544-3164.

© Banner Engineering Corp. All rights reserved.
www.bannerengineering.com

Español

Comuníquese con Banner Engineering para solucionar de problemas de este dispositivo. **No intente ninguna reparación a este dispositivo de Banner, contiene piezas o componente que no se pueden cambiar en terreno.** Si algún ingeniero de aplicaciones de Banner determina que el dispositivo, alguna de las piezas o alguno de los componentes del dispositivo está defectuoso, le informará el procedimiento de autorización de devolución de mercancía (RMA, por sus siglas en inglés) de Banner.

Importante: Si se le solicita devolver el dispositivo, empáquelo con cuidado. Puede haber daños durante el envío de devolución que no estén cubiertos por la garantía.

Para reparaciones de productos, por favor contacte a su distribuidor local de Banner Engineering o llame a Banner directamente al 00 1 (763) 544-3164. Vea la literatura traducida en su idioma en el sitio web Banner en www.bannerengineering.com o comuníquese con Banner directamente al 00 1 (763) 544-3164.

中国人

如需对本装置进行故障排查，请联系邦纳。**请勿尝试自行维修该邦纳装置；本装置不包含任何可在现场更换的部件或组件。** 若经邦纳应用工程师确认设备、设备部件或组件存在缺陷，他们将告知您邦纳退货授权 (RMA) 流程。

重要注意事项： 如被要求退回装置，请妥善包装后寄回。退货运输过程中发生的损坏不在保修范围内。

请联系当地的 Banner Engineering Corp 经销商或直接致电 Banner +1 (763) 544-3164，以获得产品维修帮助。请访问邦纳网站 www.bannerengineering.com 或直接拨打 +1 (763) 544-3164 联系邦纳，获取翻译成您母语的资料。

한국인

이 장치의 문제를 해결하려면 Banner Engineering에 문의하십시오. **이 Banner 장치에는 현장에서 교체할 수 있는 부품 또는 구성품이 없으므로 수리를 시도하지 마십시오.** Banner 애플리케이션 엔지니어가 장치, 장치 부품 또는 장치 구성품에 결함이 있는 것으로 판정하면, Banner의 RMA(제품 반송 승인)절차에 대해 안내해 드립니다.

중요: 제품을 반송하도록 안내 받으셨다면 잘 포장해주십시오. 반송 도중에 발생한 손상은 보증 서비스가 적용되지 않습니다.

제품 수리에 대한 지원은 지역 Banner Engineering Corp 대리점에 문의하거나 Banner에 직접 (763) 544-3164로 문의하실 수 있습니다. 사용자의 모국어로 번역된 자료는 Banner 웹사이트 www.bannerengineering.com에서 액세스하거나 Banner에 직접 (763) 544-3164로 문의하실 수 있습니다.

日本語

この装置のトラブルシューティングについては、バナーエンジニアリングにお問い合わせください。**このバナー装置には、現場では交換できない部品またはコンポーネントが含まれているため、修理を試みてはいけません。** バナーのアプリケーションエンジニアが装置、装置の部品、または装置のコンポーネントに欠陥があると判断した場合、バナーのRMA（返品承認）手続きについてお知らせします。

重要 ： 返品を指示された場合は、装置を丁寧に梱包してください。返品時に発生した破損は保証の対象外となります。

製品の修理については、最寄りのBanner Engineering Corp代理店にお問い合わせいただくか、米国+1 (763) 544-3164まで直接お電話でお問い合わせください。バナーのウェブサイト（www.bannerengineering.com）でお客様の言語に翻訳された資料にアクセスするか、米国+1 (763) 544-3164まで直接お電話でお問い合わせください。

čeština

Pro řešení problémů se zařízením kontaktujte společnost Banner Engineering. **Neprovádějte žádné opravy zařízení Banner. Neobsahují žádné komponenty nebo části, které by byly vyměnitelné.** Pokud je zařízení, jeho část nebo díl označen technikem společnosti Banner jako poškozený, bude Vám doporučeno vyplnit reklamační RMA protokol.

Důležité: Pokud byl vydán požadavek na vrácení zařízení, pečlivě ho zabalte. Poškození vzniklé při dopravě není považováno za záruční opravu.

Pokud produkt potřebuje opravu, vyžádejte si pomoc od místního distributora společnosti Banner Engineering Corp nebo přímo na telefonním čísle (763) 544-3164. Dokumentaci přeloženou do vašeho jazyka si vyhledejte na webových stránkách společnosti Banner na adrese www.bannerengineering.com nebo se obraťte přímo na společnost Banner na telefonním čísle (763) 544-3164.

© Banner Engineering Corp. All rights reserved.
www.bannerengineering.com

Polski

W celu rozwiązania problemów z urządzeniem należy skontaktować się z działem technicznym firmy Banner Engineering. **Pod żadnym pozorem nie próbuj naprawiać tego urządzenia firmy Banner; nie zawiera ono części ani elementów, które można wymieniać samodzielnie.** Jeśli urządzenie, jego część lub element zostaną uznane za wadliwe przez inżyniera technicznego Banner, poinformuje on użytkownika o firmowej procedurze zwrotu towaru (RMA) firmy Banner.

Ważne: Jeśli urządzenie ma zostać zwrócone, należy je starannie zapakować. Uszkodzenia powstałe podczas odsyłki nie są objęte gwarancją.

Aby uzyskać pomoc w zakresie naprawy produktu, należy skontaktować się z lokalnym dystrybutorem Banner Engineering Corp lub zadzwonić bezpośrednio do firmy Banner pod numer (763) 544-3164. Dostęp do literatury przetłumaczonej na swój język ojczysty można uzyskać na stronie internetowej firmy Banner pod adresem www.bannerengineering.com lub kontaktując się bezpośrednio z firmą Banner pod numerem (763) 544-3164.

Português

Entre em contato com a Engenharia da Banner para a solução de problemas deste dispositivo. **Não tente fazer nenhum reparo neste dispositivo Banner; ele não contém peças ou componentes substituíveis em campo.** Se um técnico de aplicações da Banner determinar que o dispositivo, peça ou componente do dispositivo está com defeito, ele o informará sobre o procedimento de RMA (Autorização de Devolução de Mercadoria) da Banner.

Importante: Se for instruído a devolver o dispositivo, embale-o com cuidado. Os danos ocorridos no transporte de devolução não são cobertos pela garantia.

Obtenha assistência para reparos do produto entrando em contato com o distribuidor local da Banner Engineering Corp ou ligando diretamente para a Banner no telefone (763) 544-3164. Acesse a literatura traduzida para seu idioma nativo no site da Banner em www.bannerengineering.com ou entre em contato diretamente com a Banner pelo telefone (763) 544-3164.

Türkçe

Bu cihazda sorun giderme işlemleri için Banner Engineering ile iletişime geçin. **Bu Banner cihazını onarmaya çalışmayın; cihaz sahada değiştirilebilir parça veya bileşen içermez.** Bir Banner Uygulama Mühendisi tarafından cihazın, cihazın bir parçasının veya bir cihaz bileşeninin kusurlu olduğu tespit edilirse, Banner RMA (İade Mal Yetkilendirme) prosedürü hakkında bilgilendirilirsiniz.

ÖNEMLİ: İade etmeniz istenirse, cihazı dikkatli bir şekilde paketleyin. İade nakliyesinde meydana gelecek hasarlar garanti kapsamında değildir.

Yerel Banner Engineering Corp distribütörünüzle iletişime geçerek veya doğrudan (763) 544-3164 numaralı telefondan Banner'ı arayarak ürün onarımlarıyla ilgili yardım alın. Ana dilinize çevrilmiş dokümanlara www.bannerengineering.com adresindeki Banner web sitesinden erişebilir veya (763) 544-3164 numaralı telefondan doğrudan Banner ile iletişime geçebilirsiniz.

Contact Us

Banner Engineering Corp. | 9714 Tenth Avenue North | Plymouth, MN 55441, USA | Phone: + 1 888 373 6767

For worldwide locations and local representatives, visit www.bannerengineering.com.

Banner Engineering Corp Limited Warranty

Banner Engineering Corp. warrants its products to be free from defects in material and workmanship for one year following the date of shipment. Banner Engineering Corp. will repair or replace, free of charge, any product of its manufacture which, at the time it is returned to the factory, is found to have been defective during the warranty period. This warranty does not cover damage or liability for misuse, abuse, or the improper application or installation of the Banner product.

THIS LIMITED WARRANTY IS EXCLUSIVE AND IN LIEU OF ALL OTHER WARRANTIES WHETHER EXPRESS OR IMPLIED (INCLUDING, WITHOUT LIMITATION, ANY WARRANTY OF MERCHANTABILITY OR FITNESS FOR A PARTICULAR PURPOSE), AND WHETHER ARISING UNDER COURSE OF PERFORMANCE, COURSE OF DEALING OR TRADE USAGE.

This Warranty is exclusive and limited to repair or, at the discretion of Banner Engineering Corp., replacement. **IN NO EVENT SHALL BANNER ENGINEERING CORP. BE LIABLE TO BUYER OR ANY OTHER PERSON OR ENTITY FOR ANY EXTRA COSTS, EXPENSES, LOSSES, LOSS OF PROFITS, OR ANY INCIDENTAL, CONSEQUENTIAL OR SPECIAL DAMAGES RESULTING FROM ANY PRODUCT DEFECT OR FROM THE USE OR INABILITY TO USE THE PRODUCT, WHETHER ARISING IN CONTRACT OR WARRANTY, STATUTE, TORT, STRICT LIABILITY, NEGLIGENCE, OR OTHERWISE.**

Banner Engineering Corp. reserves the right to change, modify or improve the design of the product without assuming any obligations or liabilities relating to any product previously manufactured by Banner Engineering Corp. Any misuse, abuse, or improper application or installation of this product or use of the product for personal protection applications when the product is identified as not intended for such purposes will void the product warranty. Any modifications to this product without prior express approval by Banner Engineering Corp will void the product warranties. All specifications published in this document are subject to change; Banner reserves the right to modify product specifications or update documentation at any time. Specifications and product information in English supersede that which is provided in any other language. For the most recent version of any documentation, refer to: www.bannerengineering.com.

For patent information, see www.bannerengineering.com/patents.

© Banner Engineering Corp. All rights reserved.
www.bannerengineering.com

Mexican Importer

Banner Engineering de Mèxico, S. de R.L. de C.V. | David Alfaro Siqueiros 103 Piso 2 Valle oriente | San Pedro Garza Garcia Nuevo Leòn, C. P. 66269

81 8363.2714

© Banner Engineering Corp. All rights reserved.

LinkedIn

X

Facebook

Instagram



© 2026. All rights reserved.